

Z3040X16/1 Z3050X16/1 型摇臂钻床  
Z3040X16/2 Z3050X16/2

# 零件目录

PARTS BOOK



**中捷摇臂钻床厂**

CHINA CZECHOSLOVAKIA RADIAL DRILLING MACHINE TOOL WORKS



Z3040 × 16/1 Z3050 × 16/1 型摇臂钻床  
Z3040 × 16/2 Z3050 × 16/2 型摇臂钻床  
RADIAL DRILLING MACHINE MODEL

# 零 件 目 录

PARTS BOOK

中捷摇臂钻床厂

CHINA CZECHOSLOVAKIA RADIAL DRILLING MACHINE TOOL WORKS

**主编** 祖国栋


**编绘** 李宝成

王莉萍


Editor in Chief: Zu guo dong

Compiler and Draftman: Li bao Cheng


Wang li ping




Z3040 × 16/1



Z3040 × 16/2



Z3050 × 16/1



Z3050 × 16/2

**RADIAL DRILLING MACHINE**  
**摇臂钻床**



# 前 言

本目录编辑了Z3040×16/1、Z3040×16/2、Z3050×16/1、Z3050×16/2型摇臂钻床的全部可拆卸的零件和部件。对焊接和铆接的不可拆零件和部件，按一个单独的合件列入目录内。

本目录系供用户订购配件及使用维修时参考。用户订货时务请填明配件的名称、件号、主机出厂日期和出厂编号，以便准确供货。

本目录将全部零件（包括合件和标准件）按其所属装配关系分别列入不同部内。而且，每部都有独立的零件明细表及相对应的插图。在表中列出了该部零件的件号、名称和数量，便于用户使用和参考。

为提高产品质量和满足用户的要求，这几种产品将不断进行改进。因此，今后生产的该型号摇臂钻床在结构上与本目录有可能不尽相同。对于变化大的地方，我们将予以说明。

本目录在编绘过程中，曾得到柳本君、赵广玉、史衍华等同志的大力支持，在此表示衷心感谢。

由于时间仓促，加之我们的水平所限，本目录难免存在缺点和错误，望读者多加批评指正。

编 者

1991年7月20日

## **PERFACE**

IN THIS PARTS LIST ARE LISTED ALL OF THE SEPARABLE COMPONENTS MADE UP OF RADIAL DRILLING MACHINE MODELS Z3040 × 16/1, Z3040 × 16/2, Z3050 × 16/1, Z3050 × 16/2. INSEPARABLE COMPONENTS LIKE WELDING AND REVITING PARTS ARE ARRANGED IN THE LIST AS INTEGRAL PARTS.

THE LIST SERVES THE USERS AS A REFERENCE FOR ORDERING FITTING PARTS REQUIRED AND MAINTAINING MACHINE. IN ORDER TO MAKE A RIGHT SUPPLY, PLEASE STATE THE NAME OF THE PARTS, PARTS NUMBER, DATE AND SERIAL NUMBER OF EX-WORKS WHEN ORDERING THE PARTS.

ALL PARTS (INCLUDING THE STANDARD PARTS AND INTEGRAL UNITS) IN THE LIST ARE RESPECTIVELY ARRANGED IN CORRESPONDING DIVISION ACCORDING TO THEIR POSITION RELATION IN THE ASSEMBLING DRAWINGS. EACH DIVISION POSSESSES ITS OWN ILLUSTRATION DRAWINGS AND SEPARATE PARTS LIST, IN WHICH PART NUMBER, PART NAME AND QUANTITY CAN BE LOOKED UP.

WITH IMPROVEMENT OF PRODUCT QUALITY AND REQUIREMENT FROM USERS, FURTHER CHANGES OF THE ABOVE MODELS MAY BE MADE IN CONSTRUCTIONS, AND MAJOR CHANGES WILL BE NOTIFIED.

THANKS TO MR. LIU BEN JUN, MR. ZHAO GUANG YU, MR. SHI YAN HUA, WHO CONTRIBUTED SUBSTANTIALLY TO THE COMPLETION OF THIS PARTS LIST.

ANY CRITICISMS AND SUGGESTIONS ARE WELCOME, AND THEY WILL BE HIGHLY VALUED IN OTHER ISSUES OF THE PARTS LIST.

**EDITOR**

JULY 20, 1991



# 目 录

## CPMTEMTS

部别 GROUP	名称 DESCRIPTION	页次 PAGE
01	主轴变速 ----- SPINDLE SPEED CHANGE MECHANISM	1
02	进给变速 ----- FEED CHANGE MECHANISM	28
03	进给机构 ----- FEEDING MECHANISM	43
04	操纵机构 ----- OPERATING MECHANISM	54
05	液压及夹紧机构 ----- HYDRAULIC AND CLAMPING MECHANISM	69
06	主轴及平衡机构 ----- SPINDLE AND ITS BALANCING MECHANISM	82
07	主柱、摇臂升降及冷却 ----- COLUMN, ARM ELEVATING AND COOLING DEVICE	88
08	摇臂、夹紧及润滑 ----- ARM, CLAMPING AND LUBRICATING DEVICE	102
09	电气系统 ----- ELECTRICAL SYSTEM	113
10	底座、附件及工具 ----- BASEPLATE, ACCESSORIES AND TOOLS	134

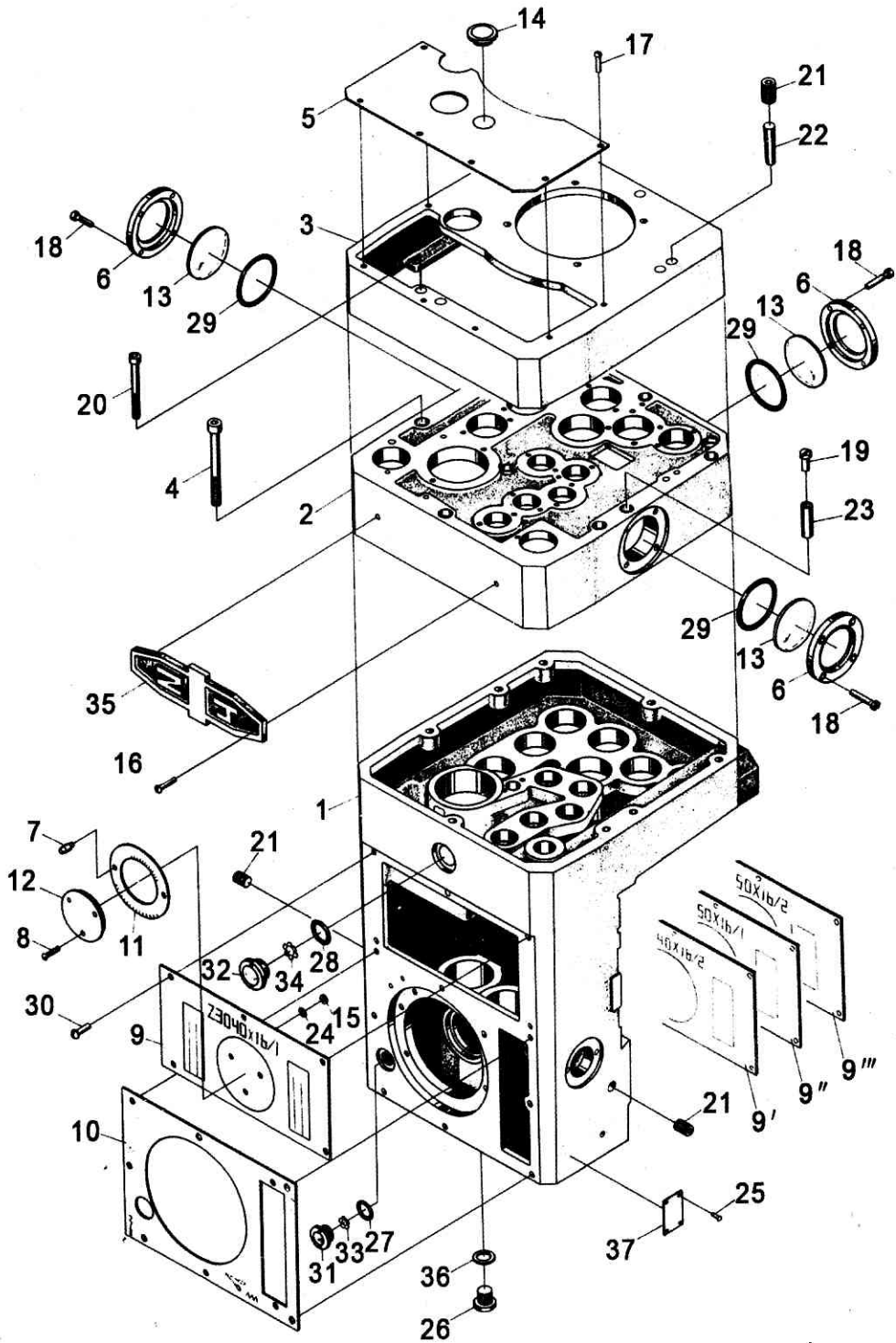


图 01-1 主轴变速  
 FIG 01-1 SPINDLE SPEED CHANGE MECHANISM



图上序号 POSITION No	件 号 PART No	名 称 DESCRIPTION	数 量 Q' TY				附 注 REMARKS
			Z3040 × 16/1	Z3040 × 16/2	Z3050 × 16/1	Z3050 × 16/2	
1	41011ASB	主轴箱体 SPINDLE HEAD BODY	1	1	1	1	
2	41012ASB	主轴箱盖 COVER OF SPINDLE HEAD	1	1	1	1	
3	41013ASB	电机座 MOTOR FRAME	1	1	1	1	
4	41328	螺钉 SCREWS	6	6	6	6	
5	41335A	盖板 COVER	1	1	1	1	
6	41350	压圈 PRESSURING RINGS	3	3	3	3	
7	41355A	拨把 TURNING PINS	2	2	2	2	
8	41356A	螺钉 SCREWS	3	3	3	3	
9	41801ASB	标牌 MARK PLATE	1				
9'	41801BSB	标牌 MARK PLATE		1			
9"	51801ASB	标牌 MARK PLATE			1		
9'''	51801BSB	标牌 MARK PLATE				1	
10	41802ASB	标牌 MARK PLATE	1	1	1	1	
11	41803A	标牌 MARK PLATE	1	1	1	1	
12	41804A	标牌 MARK PLATE	1	1	1	1	

图上序号 POSITION No	件 号 PART No	名 称 DESCRIPTION	数 量 Q' TY				附 注 REMARKS
			Z3040 × 16/1	Z3040 × 16/2	Z3050 × 16/1	Z3050 × 16/2	
13	41903	盖 COVERS	3	3	3	3	
14	41904A	注油盖 OIL HOLE COVER	1	1	1	1	
15	J11-2	螺母M3 NUTS	3	3	3	3	
16	J21-4	螺钉M5 × 10 SCREWS	2	2	2	2	
17	J21-4	螺钉M6 × 8 SCREWS	6	6	6	6	
18	J21-8	螺钉M6 × 12 SCREWS	12	12	12	12	
19	J21-8	螺钉M8 × 12 SCREWS	2	2	2	2	
20	J21-9	螺钉M10 × 100 SCREWS	4	4	4	4	
21	J27-9	螺钉M20 × 1.5 × 25 SCREWS	3	3	3	3	
22	J41-2	圆锥销8 × 40 ROUND TAPER PINS	2	2	2	2	
23	J44-2	圆柱销A12 × 40 CYLINDRICAL PINS	2	2	2	2	
24	J51-1	精垫圈3 FINISHING WASHERS	3	3	3	3	
25	J81-2	铆钉1.6 × 5 RIVETS	4	4	4	4	
26	G38-4	油塞M20 × 1.5 PLUG	1	1	1	1	
27	G51-2	O型密封圈35 × 3.1 O-RING	1	1	1	1	



## SPINDLE SPEED CHANGE MECHANISM

图上序号 POSITION No	件 号 PART No	名 称 DESCRIPTION	数量 Q' TY				附 注 REMARKS
			Z3040 × 16/1	Z3040 × 16/2	Z3050 × 16/1	Z3050 × 16/2	
28	G51-2	O型密封圈52 × 3.5 O-RING	1	1	1	1	
29	G51-2	O型密封圈95 × 3.1 O-RINGS	3	3	3	3	
30	GB66	螺钉锌M4 × 10 SCREWS ZINC	13	13	13	13	
31	R51-2-91	盖B20 COVER	1	1	1	1	
32	R51-2-91	盖B32 COVER	1	1	1	1	
33	R51-3-92	幕板20 CURTAIN PLATE	1	1	1	1	
34	R51-3-92	幕板32 CURTAIN PLATE	1	1	1	1	铸塑 CAST PLASTIC
35	S <sub>2</sub> Q91-1	厂标320 × 100 MARK PLATE OF WORKS	1	1	1	1	
36	SZSG52-3	密封垫圈20 SEAL WASHER	1	1	1	1	
37	SZSQ94-5	标牌40 MARK PLATE	1	1	1	1	

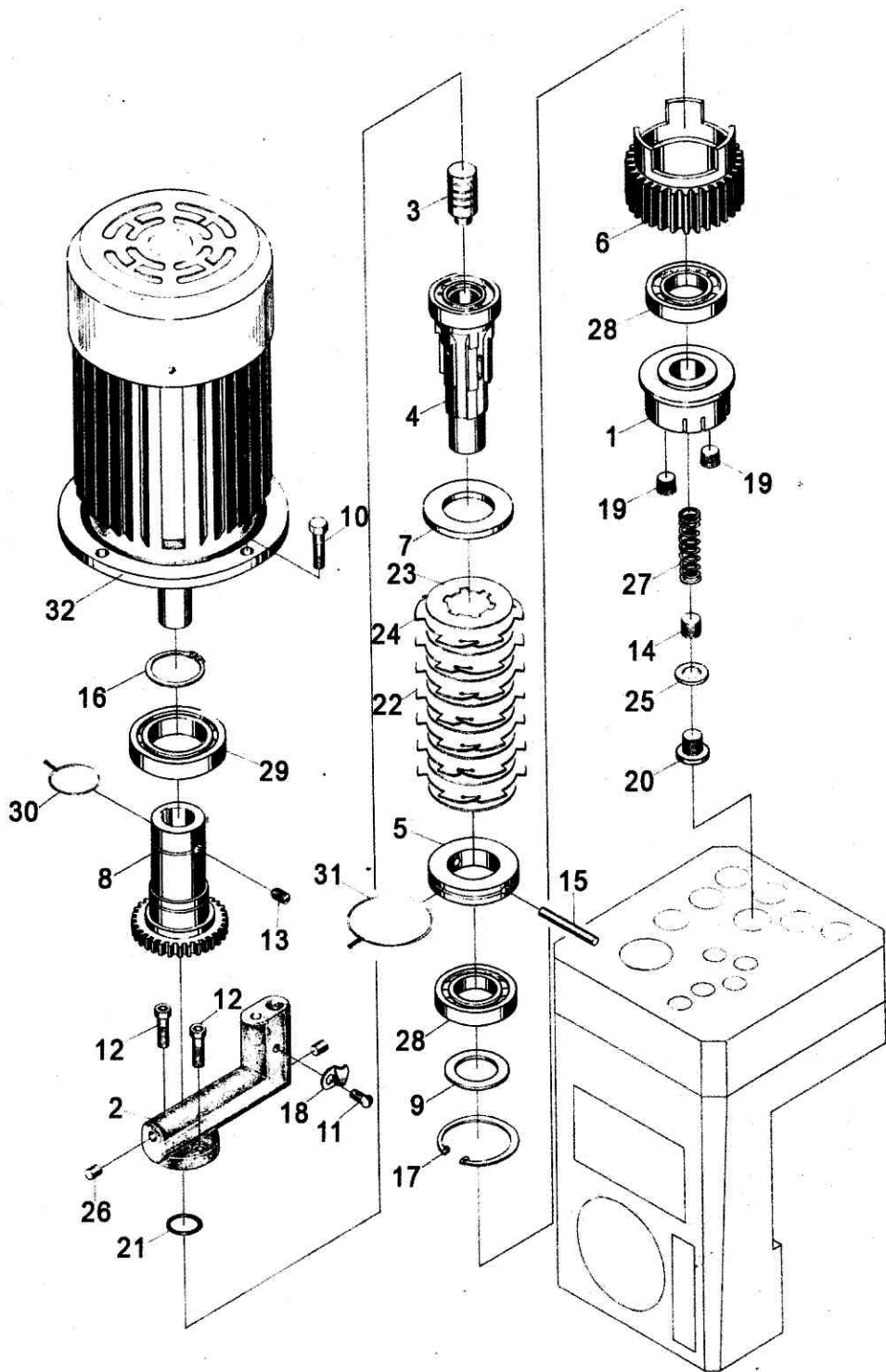


图 01-2 主轴变速  
 FIG 01-2 SPINDLE SPEED CHANGE MECHANISM



图上序号 POSITION No	件 号 PART No	名 称 DESCRIPTION	数量 Q' TY				附 注 REMARKS
			Z3040 × 16/1	Z3040 × 16/2	Z3050 × 16/1	Z3050 × 16/2	
1	41016	支承座 SUPPORTING BRACKET	1	1	1	1	
2	41017	接油器 OIL CONTAINER	1	1	1	1	
3	41308	活塞 PISTON	1	1	1	1	
4	41309	轴 SHAFT	1	1	1	1	
5	41310	压垫 PUSH PAD	1	1	1	1	
6	41311	齿轮 GEAR	1	1	1	1	
7	41312	垫 GASKET	1	1	1	1	
8	41345	齿轮 GEAR	1	1	1	1	
9	41353	垫 GASKET	1	1	1	1	
10	J21-1	螺栓 M12 × 25 BOLTS	4	4	4	4	
11	J21-4	螺钉 M6 × 12 SCREW	1	1	1	1	
12	J21-9	螺钉 M6 × 16 SCREW	2	2	2	2	
13	J22-4	螺钉 M6 × 10 SCREW	1	1	1	1	
14	J22-9	螺钉 M16 × 1.5 × 18 SCREW	1	1	1	1	
15	J44-1	销硬6 × 60 PIN HARD	1	1	1	1	

图上序号 POSITION No	件 号 PART No	名 称 DESCRIPTION	数 量 Q' TY				附 注 REMARKS
			Z3040 X 16/1	Z3040 X 16/2	Z3050 X 16/1	Z3050 X 16/2	
16	J62-2	挡圈 45 SNAP RING	1	1	1	1	
17	J62-3	挡圈 62 SNAP RING	1	1	1	1	
18	G31-1	管夹 PIPE CLAMP	1	1	1	1	
19	G38-3	油塞 Z1/4" PLUGS	2	2	2	2	6.35mm
20	G38-4	油塞 M16 × 1.5 PLUG	1	1	1	1	
21	G51-2	O型密封圈 25 × 2.4 O-RING	1	1	1	1	
22	SZSC31-1	外摩擦片 80 OUTER FRICTION DISCS	4	4	4	4	
23	SZSC31-2	内摩擦片 70 INNER FRICTION DISCS	8	8	8	8	
24	SZSC31-3	外摩擦片 80 OUTER FRICTION DISCS	3	3	3	3	
25	SZSG52-3	密封垫圈 16 SEALING WASHER	1	1	1	1	
26	Q56-1	堵塞 6 PLUGS	2	2	2	2	
27	Q81-1	弹簧 2 × 12 × 65 SPRING	1	1	1	1	
28	GB276-64	轴承 107 BEARINGS	2	2	2	2	
29	GB276-64	轴承 109 BEARING	1	1	1	1	
30	GB343-82	低碳钢丝 φ1 LOW CARBON WIRE	1	1	1	1	L=150mm

部 别  
GROUP 01

# 主 轴 变 速

插图号  
FIG No 01-2

## SPINDLE SPEED CHANGE MECHANISM

图上序号 POSITION No	件 号 PART No	名 称 DESCRIPTION	数 量 Q' TY				附 注 REMARKS
			Z3040 × 16/1	Z3040 × 16/2	Z3050 × 16/1	Z3050 × 16/2	
31	GB343-82	低碳钢丝 φ1 LOW CARBON WIRE	1	1	1	1	L=250mm
32	Y100L2-4	电动机 ELECTRIC MOTOR	1	1			N=3KW
	Y112M-4	电动机 ELECTRIC MOTOR			1	1	N=4KW



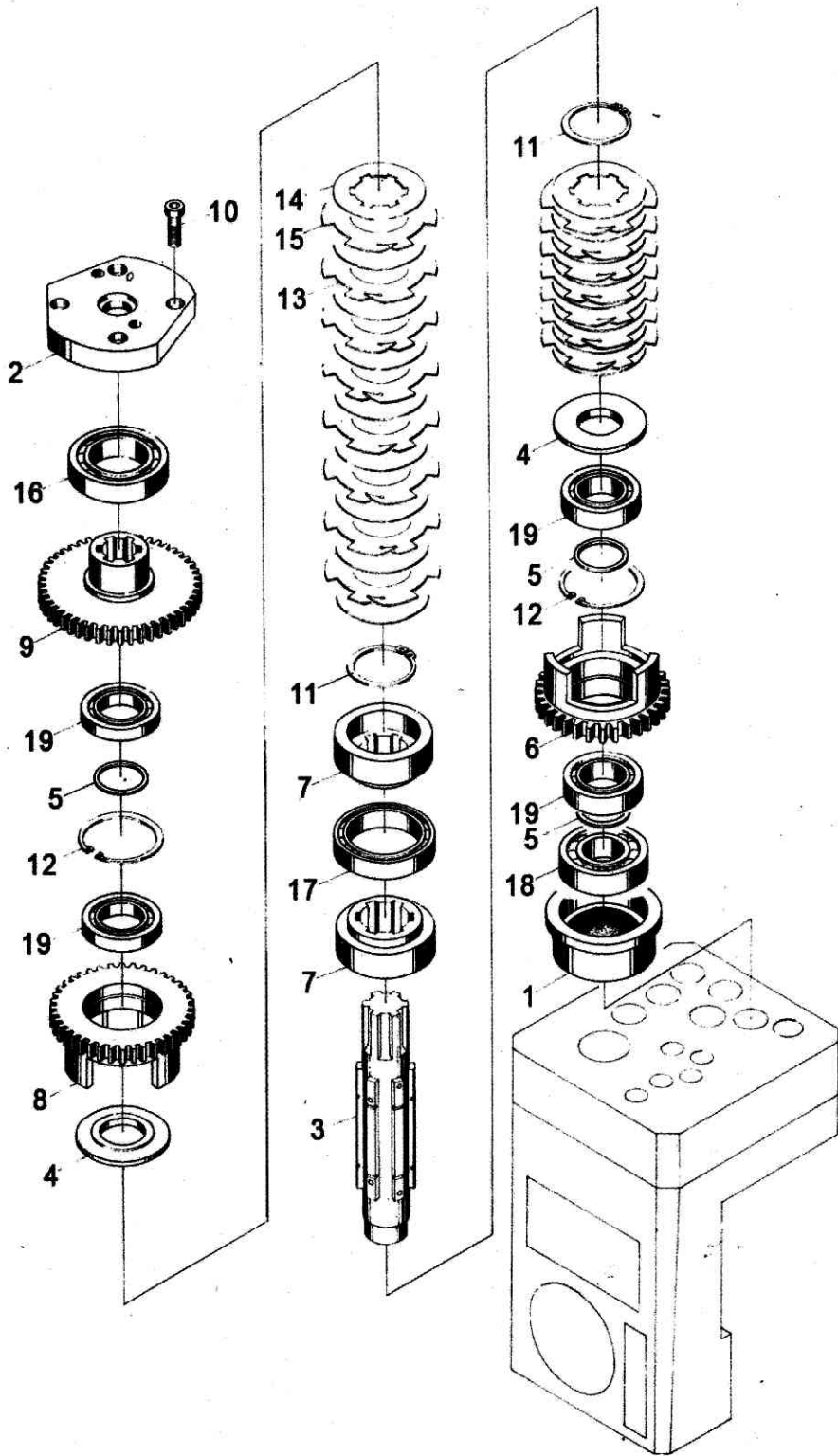


图 01-3 主轴变速  
 FIG 01-3 SPINDLE SPEED CHANGE MECHANISM

图上序号 POSITION No	件 号 PART No	名 称 DESCRIPTION	数 量 Q'TY				附 注 REMARKS
			Z3040 × 16/1	Z3040 × 16/2	Z3050 × 16/1	Z3050 × 16/2	
1	41015	轴承座 BEARING SEAT	1	1	1	1	
2	41030	轴承座 BEARING SEAT	1	1	1	1	
3	41304	轴 SHAFT	1	1	1	1	
4	41305	垫 GASKETS	2	2	2	2	
5	41306	垫 GASKETS	3	3	3	3	
6	41307	齿轮 GEAR	1	1	1	1	
7	41346	压片套 FRICTION DISK SLEEVES	2	2	2	2	
8	41347	齿轮 GEAR	1	1	1	1	
9	41348	齿轮 GEAR	1	1	1	1	
10	J21-9	螺钉 M6 × 20 SCREWS	4	4	4	4	
11	J62-2	挡圈 40 SNAP RINGS	2	2	2	2	
12	J62-3	挡圈 55 SNAP RINGS	2	2	2	2	
13	SZSC31-1	外摩擦片 80 OUTER FRICTION DISCS	7	7	8	8	
14	SZSC31-2	内摩擦片 70 INNER FRICTION DISCS	17	17	18	18	
15	SZSC31-3	外摩擦片 80 OUTER FRICTION DISCS	8	8	8	8	

部 别 01  
GROUP

插图号 01-3  
FIG No

# 主 轴 变 速

## SPINDLE SPEED CHANGE MECHANISM

图上序号 POSITION No	件 号 PART No	名 称 DESCRIPTION	数 量 Q' TY				附 注 REMARKS
			Z3040 × 16/1	Z3040 × 16/2	Z3050 × 16/1	Z3050 × 16/2	
16	GB276-64	轴承 108 BEARING	1	1	1	1	
17	GB276-64	轴承 110 BEARING	1	1	1	1	
18	GB276-64	轴承 305 BEARING	1	1	1	1	
19	GB276-64	轴承 7000106 BEARINGS	4	4	4	4	

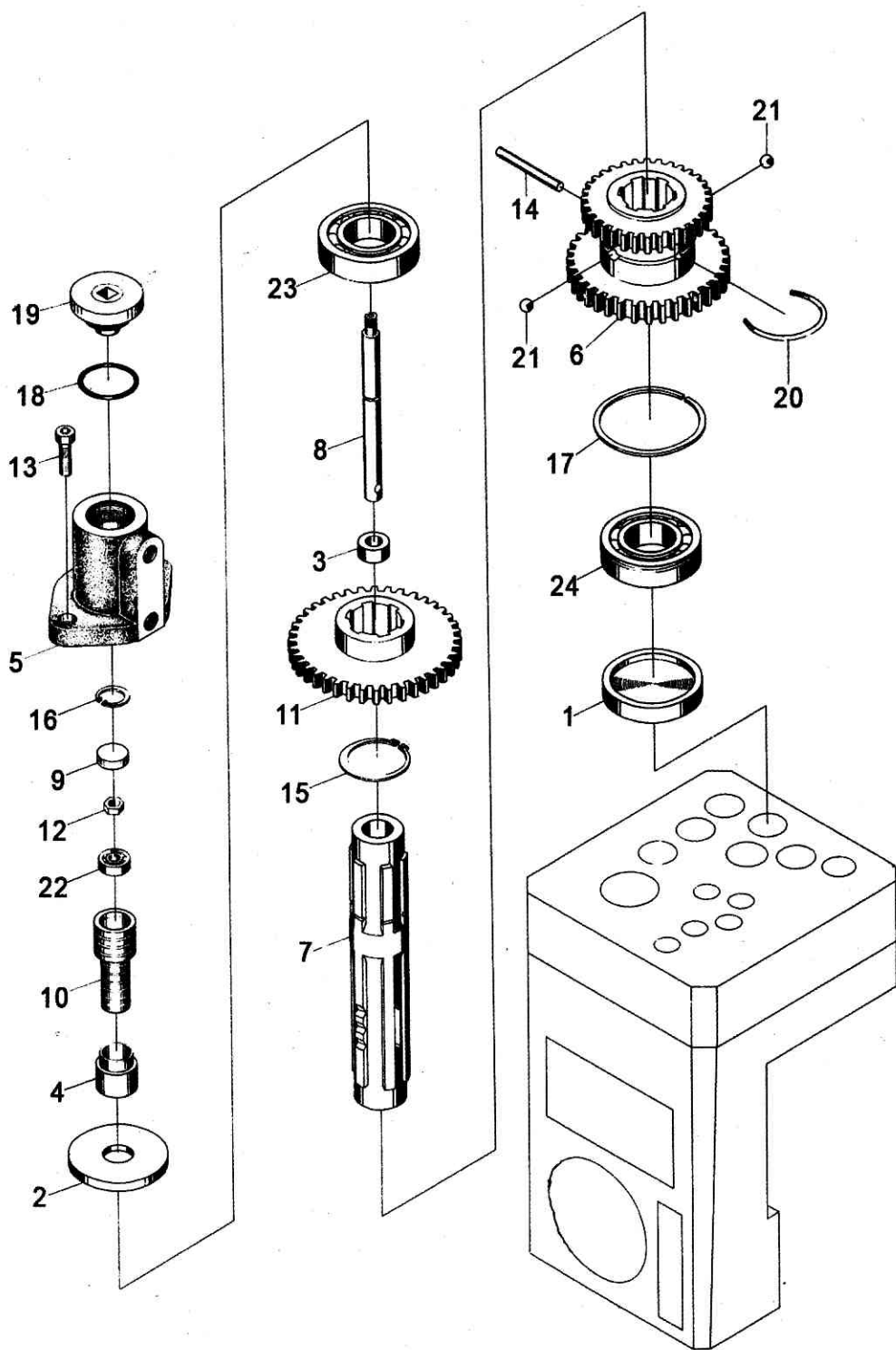


图 01-4 主轴变速

FIG 01-4 SPINDLE SPEED CHANGE MECHANISM



图上序号 POSITION No	件 号 PART No	名 称 DESCRIPTION	数 量 Q' TY				附 注 REMARKS
			Z3040 × 16/1	Z3040 × 16/2	Z3050 × 16/1	Z3050 × 16/2	
1	41018	堵 PLUG	1	1	1	1	
2	41023	垫 GASKET	1	1	1	1	
3	41024	支承 SUPPORT	1	1	1	1	
4	41028	套 SLEEVE	1	1	1	1	
5	41029	油缸 OIL CYLINDER	1	1	1	1	
6	41313	齿轮 GEAR	1	1	1	1	
7	41315	轴 SHAFT	1	1	1	1	
8	41322	拉杆 LINK	1	1	1	1	
9	41336	堵 PLUG	1	1	1	1	
10	41343	活塞 PISTON	1	1	1	1	
11	41344	齿轮 GEAR	1	1	1	1	
12	J11-2	螺母 M6 NUT	1	1	1	1	
13	J21-9	螺钉 M6 × 16 SCREWS	2	2	2	2	
14	J44-1	圆柱销 硬 5 × 40 CYLINDRICAL PIN HARD	1	1	1	1	
15	J62-2	挡圈 35 SNAP RING	1	1	1	1	

## SPINDLE SPEED CHANGE MECHANISM

图上序号 POSITION No	件 号 PART No	名 称 DESCRIPTION	数 量 Q' TY				附 注 REMARKS
			Z3040 × 16/1	Z3040 × 16/2	Z3050 × 16/1	Z3050 × 16/2	
16	J62-3	挡圈 19 SNAP RING	1	1	1	1	
17	J63-3	轴承挡圈 62 CIRCLIP FOR BEARING	1	1	1	1	
18	G51-2	O型密封圈 35 × 3.1 O-RING	1	1	1	1	
19	SZSG38-6	油塞 M27 × 1.5 PLUG	1	1	1	1	
20	SZSQ81-1	定位卡圈 35 STOPPER RING	1	1	1	1	
21	GB308-77	钢球 8 V1b STEEL BALLS	2	2	2	2	
22	GB276-64	轴承 26 BEARING	1	1	1	1	
23	GB276-64	轴承 206 BEARING	1	1	1	1	
24	GB277-64	轴承 50206 BEARING	1	1	1	1	

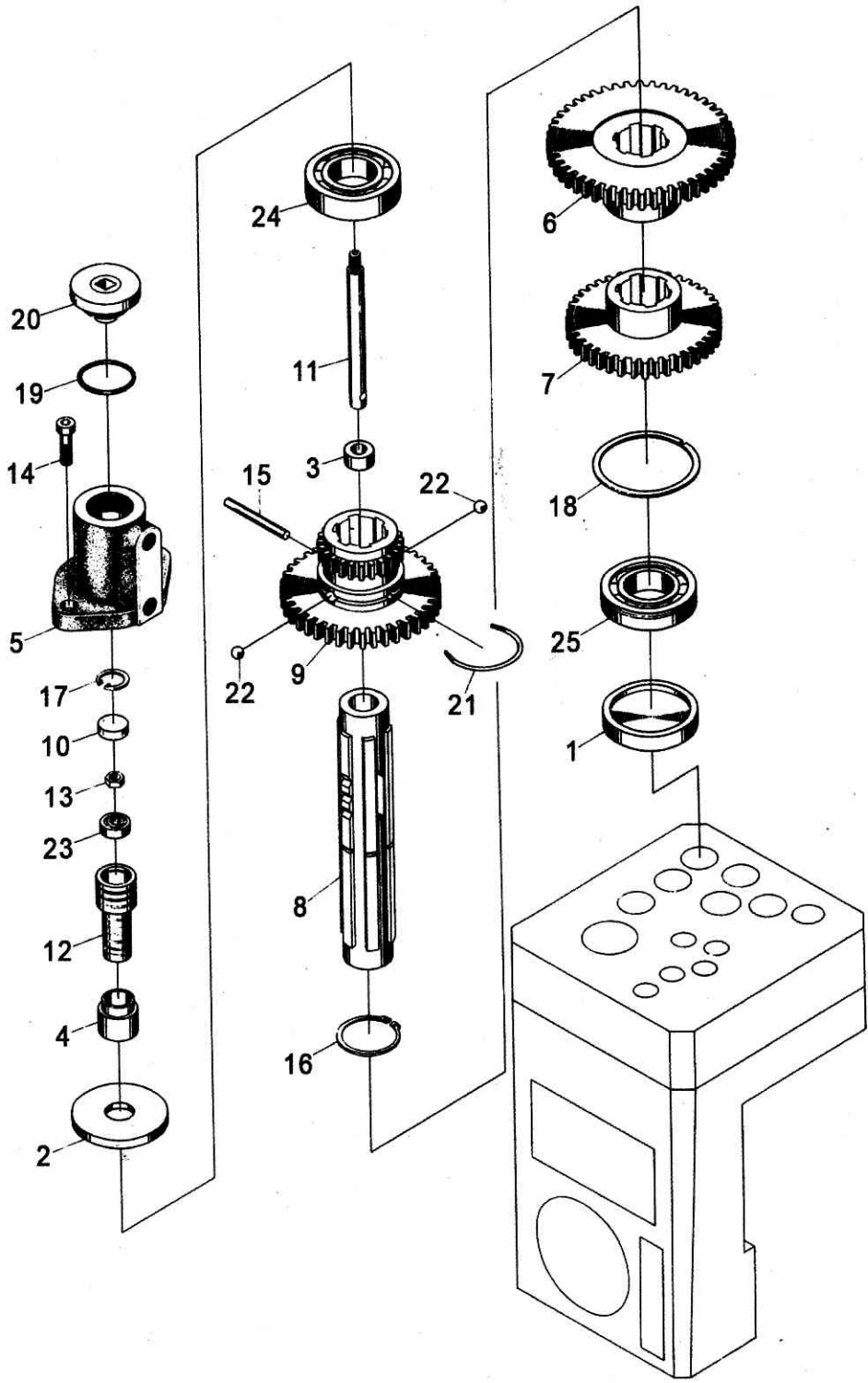


图 01-5 主轴变速

FIG 01-5 SPINDLE SPEED CHANGE MECHANISM

## SPINDLE SPEED CHANGE MECHANISM

图上序号 POSITION No	件 号 PART No	名 称 DESCRIPTION	数 量 Q' TY				附 注 REMARKS
			Z3040 × 16/1	Z3040 × 16/2	Z3050 × 16/1	Z3050 × 16/2	
1	41018	堵 PLUG	1	1	1	1	
2	41023	垫 GASKET	1	1	1	1	
3	41024	支承 SUPPORT	1	1	1	1	
4	41028	套 SLEEVE	1	1	1	1	
5	41029	油缸 OIL CYLINDER	1	1	1	1	
6	41316	齿轮 GEAR	1	1	1	1	
7	41317	齿轮 GEAR	1	1	1	1	
8	41318	轴 SHAFT	1	1	1	1	
9	41319	齿轮 GEAR	1	1	1	1	
10	41336	堵 PLUG	1	1	1	1	
11	41342	拉杆 LINK	1	1	1	1	
12	41343	油塞 PISTON	1	1	1	1	
13	J11-2	螺母 M6 NUT	1	1	1	1	
14	J21-9	螺钉 M6 × 16 SCREWS	2	2	2	2	
15	J44-1	圆柱销 硬 5 × 40 CYLINDRICAL PIN HARD	1	1	1	1	



部 别 01  
GROUP

插图号 01-5  
FIG No

# 主 轴 变 速

## SPINDLE SPEED CHANGE MECHANISM

图上序号 POSITION No	件 号 PART No	名 称 DESCRIPTION	数 量 Q' TY				附 注 REMARKS
			Z3040 × 16/1	Z3040 × 16/2	Z3050 × 16/1	Z3050 × 16/2	
16	J62-2	挡圈 35 SNAP RING	1	1	1	1	
17	J62-3	挡圈 19 SNAP RING	1	1	1	1	
18	J63-3	轴承挡圈 62 CIRCLIP OF BEARING	1	1	1	1	
19	G51-2	O型密封圈 35 × 3.1 O-RING	1	1	1	1	
20	SZSG38-6	油塞 M27 × 1.5 PLUG	1	1	1	1	
21	SZSQ84-1	定位卡圈 35 STOPPER RING	1	1	1	1	
22	GB308-77	钢球 8 V1b STEEL BALLS	2	2	2	2	
23	GB276-64	轴承 26 BEARING	1	1	1	1	
24	GB276-64	轴承 206 BEARING	1	1	1	1	
25	GB277-64	轴承 50206 BEARING	1	1	1	1	

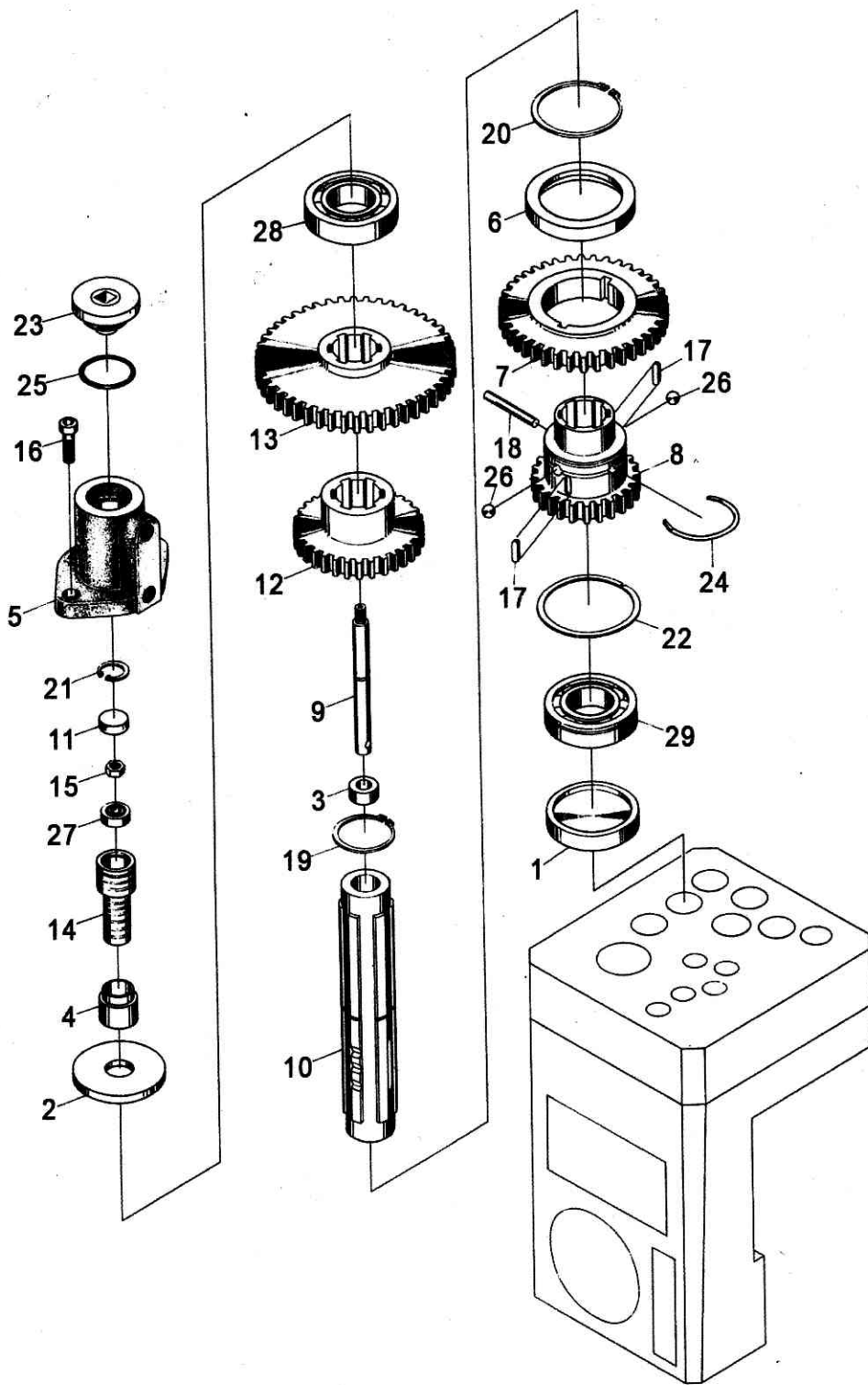


图 01-6 主轴变速

FIG 01-6 SPINDLE SPEED CHANGE MECHANISM

## SPINDLE SPEED CHANGE MECHANISM

图上序号 POSITION No	件 号 PART No	名 称 DESCRIPTION	数 量 Q'TY				附 注 REMARKS
			Z3040 × 16/1	Z3040 × 16/2	Z3050 × 16/1	Z3050 × 16/2	
1	41018	堵 PLUG	1	1	1	1	
2	41023	垫 GASKET	1	1	1	1	
3	41024	支承 SUPPORT	1	1	1	1	
4	41028	套 SLEEVE	1	1	1	1	
5	41029	油缸 OIL CYLINDER	1	1	1	1	
6	41314	垫 GASKET	1	1	1	1	
7	41320	齿轮 GEAR	1	1	1	1	
8	41321S	齿轮 GEAR	1	1	1	1	
9	41322	拉杆 LINK	1	1	1	1	
10	41323	轴 SHAFT	1	1	1	1	
11	41336	堵 PLUG	1	1	1	1	
12	41340	齿轮 GEAR	1	1	1	1	
13	41341	齿轮 GEAR	1	1	1	1	
14	41343	活塞 PISTON	1	1	1	1	
15	J11-2	螺母 M6 NUT	1	1	1	1	

# 主 轴 变 速

## SPINDLE SPEED CHANGE MECHANISM

图上序号 POSITION No	件 号 PART No	名 称 DESCRIPTION	数量 Q' TY				附 注 REMARKS
			Z3040 × 16/1	Z3040 × 16/2	Z3050 × 16/1	Z3050 × 16/2	
16	J21-9	螺钉 M6 × 16 SCREWS	2	2	2	2	
17	J31-1	平键 6d <sub>4</sub> × 6 × 12 FLAT KEYS	2	2	2	2	
18	J44-1	圆柱销 硬 5 × 40 CYLINDRICAL PIN HARD	1	1	1	1	
19	J62-2	挡圈 35 SNAP RING	1	1	1	1	
20	J62-2	挡圈 55 SNAP RING	1	1	1	1	
21	J62-3	挡圈 19 SNAP RING	1	1	1	1	
22	J62-3	轴承卡圈 62 CIRCLIP FOR BEARING	1	1	1	1	
23	SZSG38-6	油塞 M27 × 1.5 PLUG	1	1	1	1	
24	SZSQ84-1	定位卡圈 35 STOPPER RING	1	1	1	1	
25	G51-2	O型密封圈 35 × 3.1 O-RING	1	1	1	1	
26	GB308-77	钢球 8 VI b STEEL BALLS	2	2	2	2	
27	GB276-64	轴承 26 BEARING	1	1	1	1	
28	GB276-64	轴承 206 BEARING	1	1	1	1	
29	GB277-64	轴承 50206 BEARING	1	1	1	1	

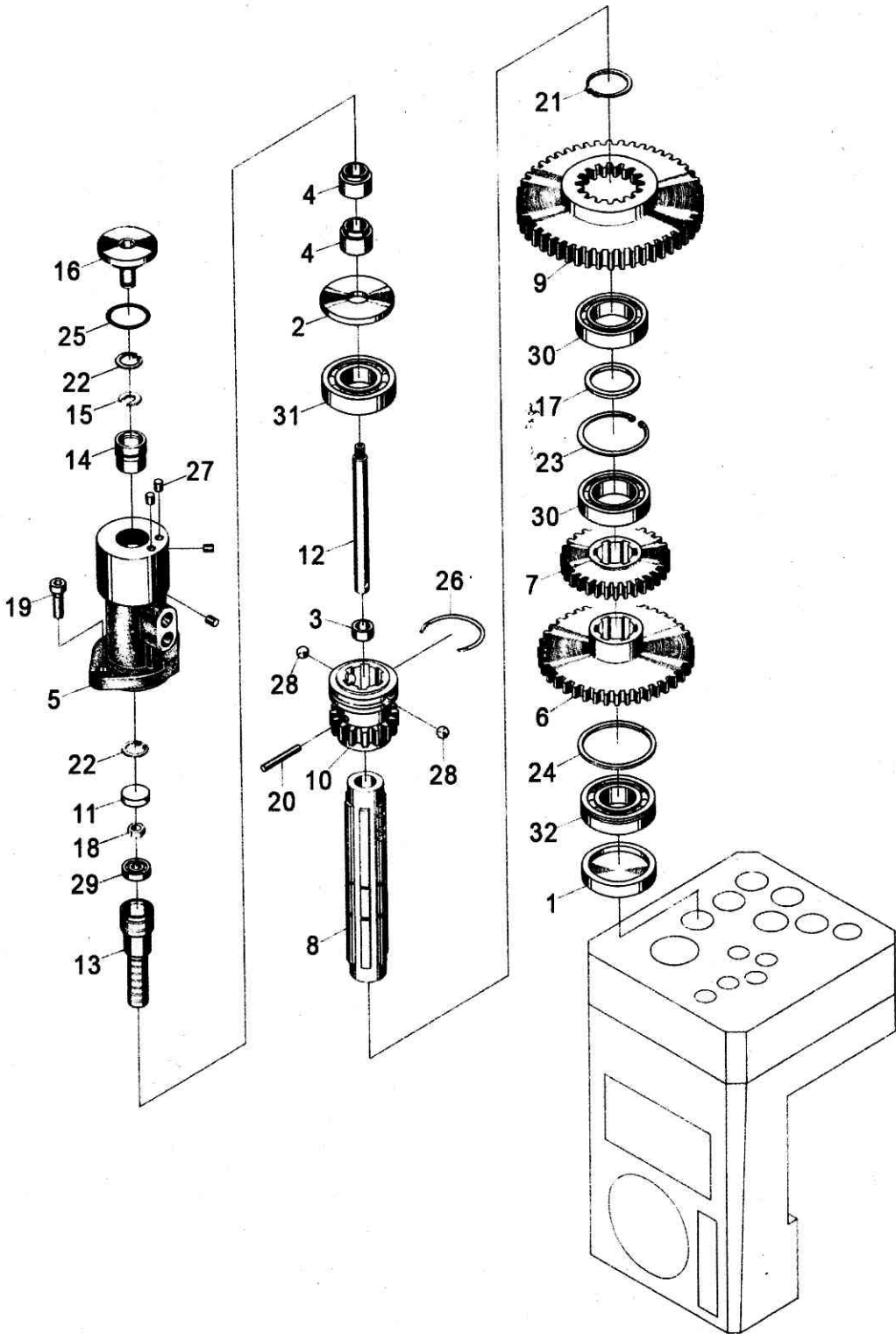


图 01-7 主轴变速

FIG 01-7 SPINDLE SPEED CHANGE MECHANISM



## 主 轴 变 速

## SPINDLE SPEED CHANGE MECHANISM

图上序号 POSITION No	件号 PART No	名称 DESCRIPTION	数量 Q'TY				附注 REMARKS
			Z3040 × 16/1	Z3040 × 16/2	Z3050 × 16/1	Z3050 × 16/2	
1	41018	堵 PLUG	1	1	1	1	
2	41023	垫 GASKET	1	1	1	1	
3	41024	支承 SUPPORT	1	1	1	1	
4	41025	套 SLEEVES	2	2	2	2	
5	41026	油缸 OIL CYLINDER	1	1	1	1	
6	41324	齿轮 GEAR	1	1	1	1	
7	41325	齿轮 GEAR	1	1	1	1	
8	41326	轴 SHAFT	1	1	1	1	
9	41327AS	齿轮 GEAR	1	1	1	1	
10	41333	齿轮 GEAR	1	1	1	1	
11	41336	堵 PLUG	1	1	1	1	
12	41337	拉杆 LINK	1	1	1	1	
13	41338	活塞 PISTON	1	1	1	1	
14	41339	滑阀 SLIDING VALVE	1	1	1	1	
15	41351	挡板 BACK PLATE	1	1	1	1	
16	41352	螺堵 PLUG	1	1	1	1	

图上序号 POSITION No	件号 PART No	名称 DESCRIPTION	数量 Q' TY				附注 REMARKS
			Z3040 × 16/1	Z3040 × 16/2	Z3050 × 16/1	Z3050 × 16/2	
17	41353	垫 GASKET	1	1	1	1	
18	J11-2	螺母 M6 NUT	1	1	1	1	
19	J21-9	螺钉 M6 × 16 SCREWS	2	2	2	2	
20	J44-1	圆柱销 硬 5 × 45 CYLINDRICAL PIN HARD	1	1	1	1	
21	J62-2	挡圈 35 SNAP RING	1	1	1	1	
22	J62-3	挡圈 19 SNAP RINGS	2	2	2	2	
23	J62-3	挡圈 62 SNAP RING	1	1	1	1	
24	J63-3	挡圈 62 SNAP RING	1	1	1	1	
25	G51-2	O型密封圈 35 × 3.1 O-RING	1	1	1	1	
26	SZSQ84-1	定位卡圈 35 STOPPER RING	1	1	1	1	
27	Q56-1	堵塞 6 PLUGS	4	4	4	4	
28	GB308-77	钢球 8 VI b STEEL BALLS	2	2	2	2	
29	GB276-64	轴承 26 BEARING	1	1	1	1	
30	GB276-64	轴承 107 BEARINGS	2	2	2	2	
31	GB276-64	轴承 206 BEARING	1	1	1	1	
32	GB277-64	轴承 50206 BEARING	1	1	1	1	

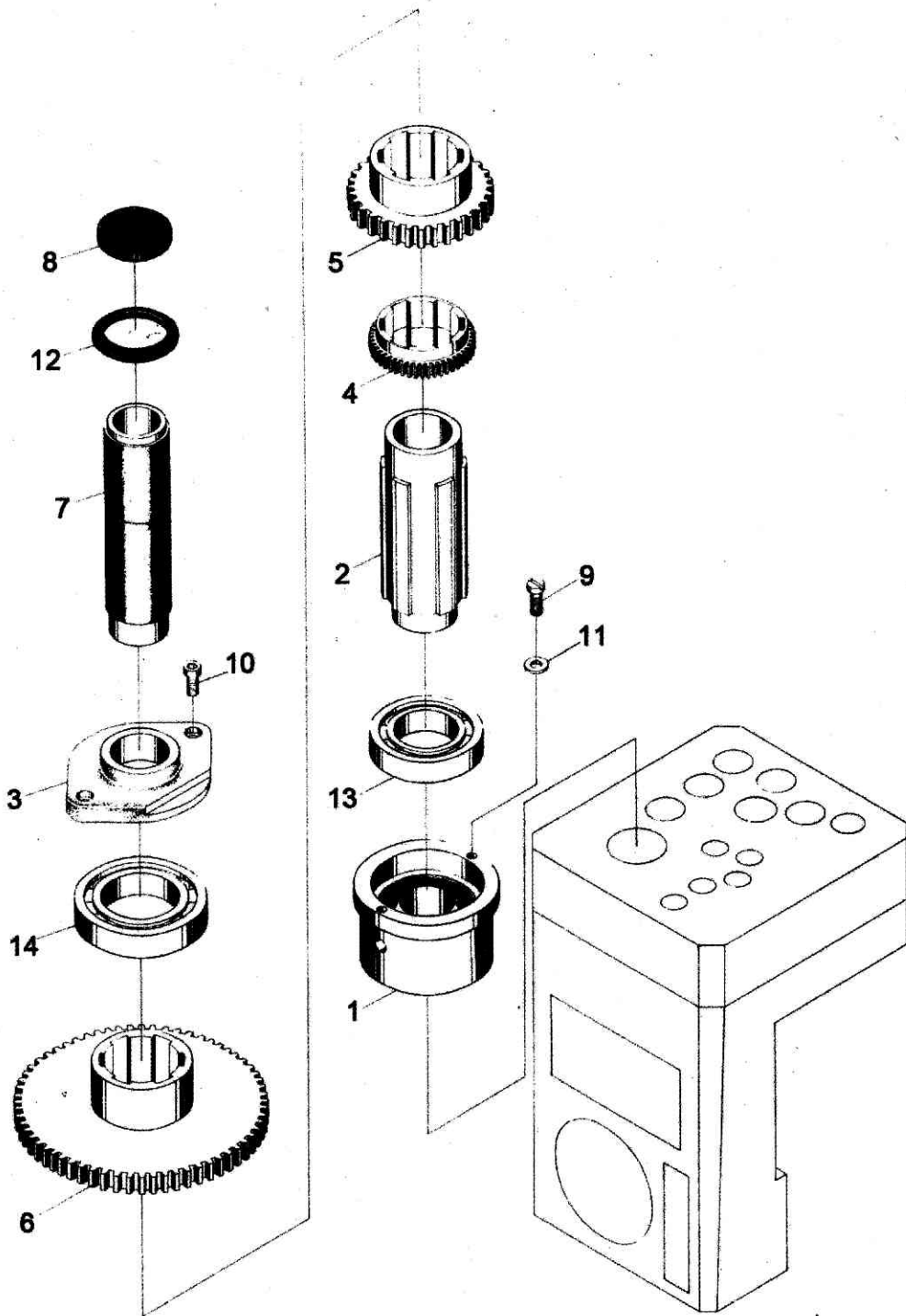


图 01-8 主轴变速

FIG 01-8 SPINDLE SPEED CHANGE MECHANISM

## SPINDLE SPEED CHANGE MECHANISM

图上序号 POSITION No	件 号 PART No	名 称 DESCRIPTION	数 量 Q' TY				附 注 REMARKS
			Z3040 × 16/1	Z3040 × 16/2	Z3050 × 16/1	Z3050 × 16/2	
1	41020	轴承座 BEARING SEAT	1	1	1	1	
2	41021	花键套 SPLINE SLEEVE	1	1	1	1	
3	41022	轴承座 BEARING SEAT	1	1	1	1	
4	41329	齿轮 GEAR	1	1	1	1	
5	41330AS	齿轮 GEAR	1	1	1	1	
6	41331	齿轮 GEAR	1	1	1	1	
7	41334A	主轴罩 SPINDLE COVER	1	1	1	1	
8	41901	盖 COVER	1	1	1	1	
9	J21-8	螺钉 M5 × 8 SCREWS	2	2	2	2	
10	J21-9	螺钉 M6 × 16 SCREWS	2	2	2	2	
11	J51-1	精垫圈 5 FINISHING WASHERS	2	2	2	2	
12	G51-5	密封圈 50 SEAL RING	1	1	1	1	
13	GB276-64	轴承 210 BEARING	1	1	1	1	
14	GB276-64	轴承 211 BEARING	1	1	1	1	

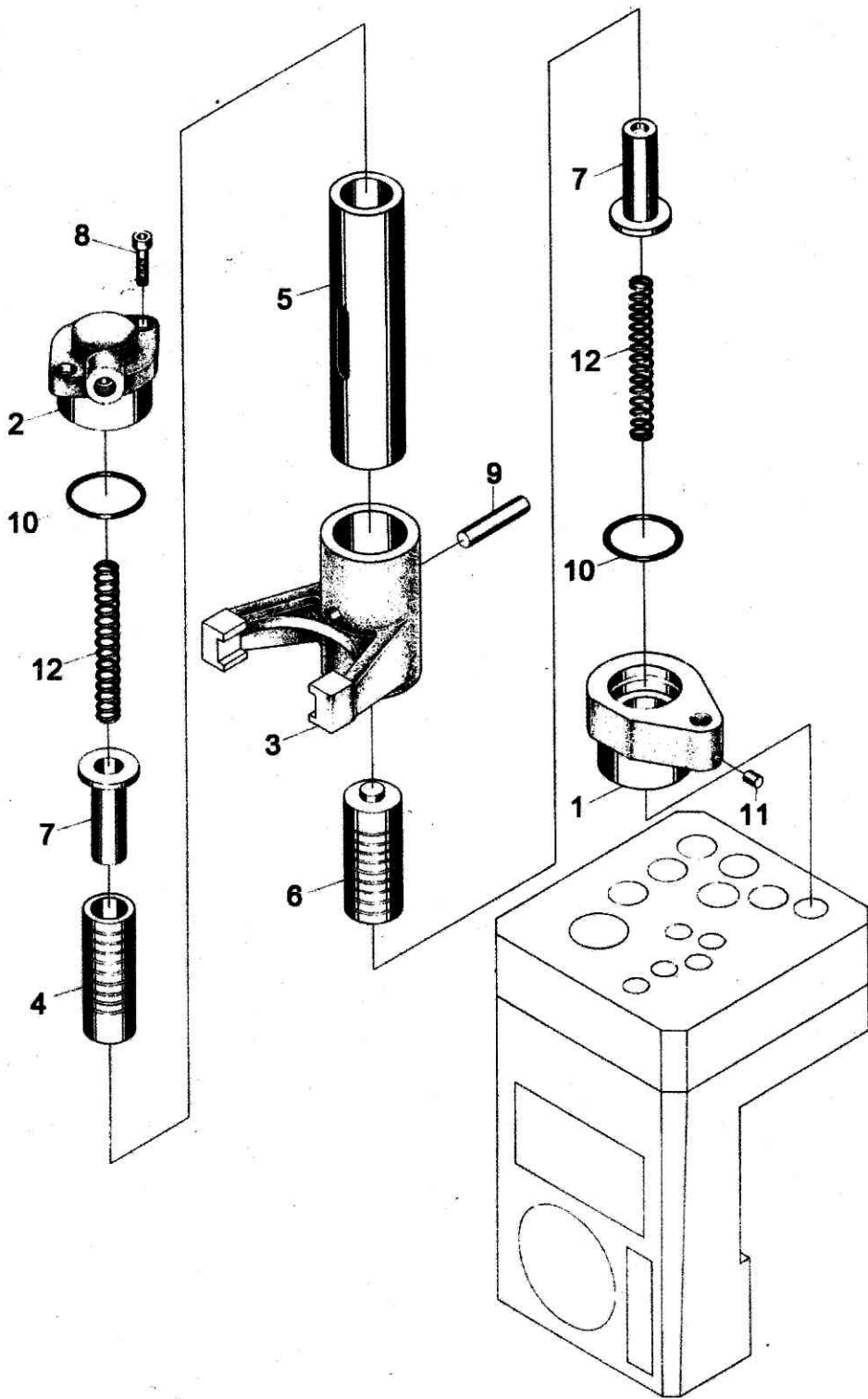


图 01-9 主轴变速  
 FIG 01-9 SPINDLE SPEED CHANGE MECHANISM

图上序号 POSITION No	件 号 PART No	名 称 DESCRIPTION	数 量 Q' TY				附 注 REMARKS
			Z3040 × 16/1	Z3040 × 16/2	Z3050 × 16/1	Z3050 × 16/2	
1	41014	支承座 SUPPORTING BRACKET	1	1	1	1	
2	41031	轴座 SHAFT BRACKET	1	1	1	1	
3	41032	拨叉 SHIFTING FORK	1	1	1	1	
4	41301	阀芯 VALVE CORE	1	1	1	1	
5	41302	支承套 BEARING SLEEVE	1	1	1	1	
6	41303	阀芯 VALVE CORE	1	1	1	1	
7	41349	套 SLEEVES	2	2	2	2	
8	J21-9	螺钉 M6 × 25 SCREWS	2	2	2	2	
9	J44-1	圆柱销 硬 10 × 50 CYLINDRICAL PIN HARD	1	1	1	1	
10	G51-2	O型密封圈 45 × 3.1 O-RINGS	2	2	2	2	
11	Q56-1	堵塞 6 PLUG	1	1	1	1	
12	Q81-1	压力弹簧 1.6 × 12 × 110 PRESSURE SPRINGS	2	2	2	2	



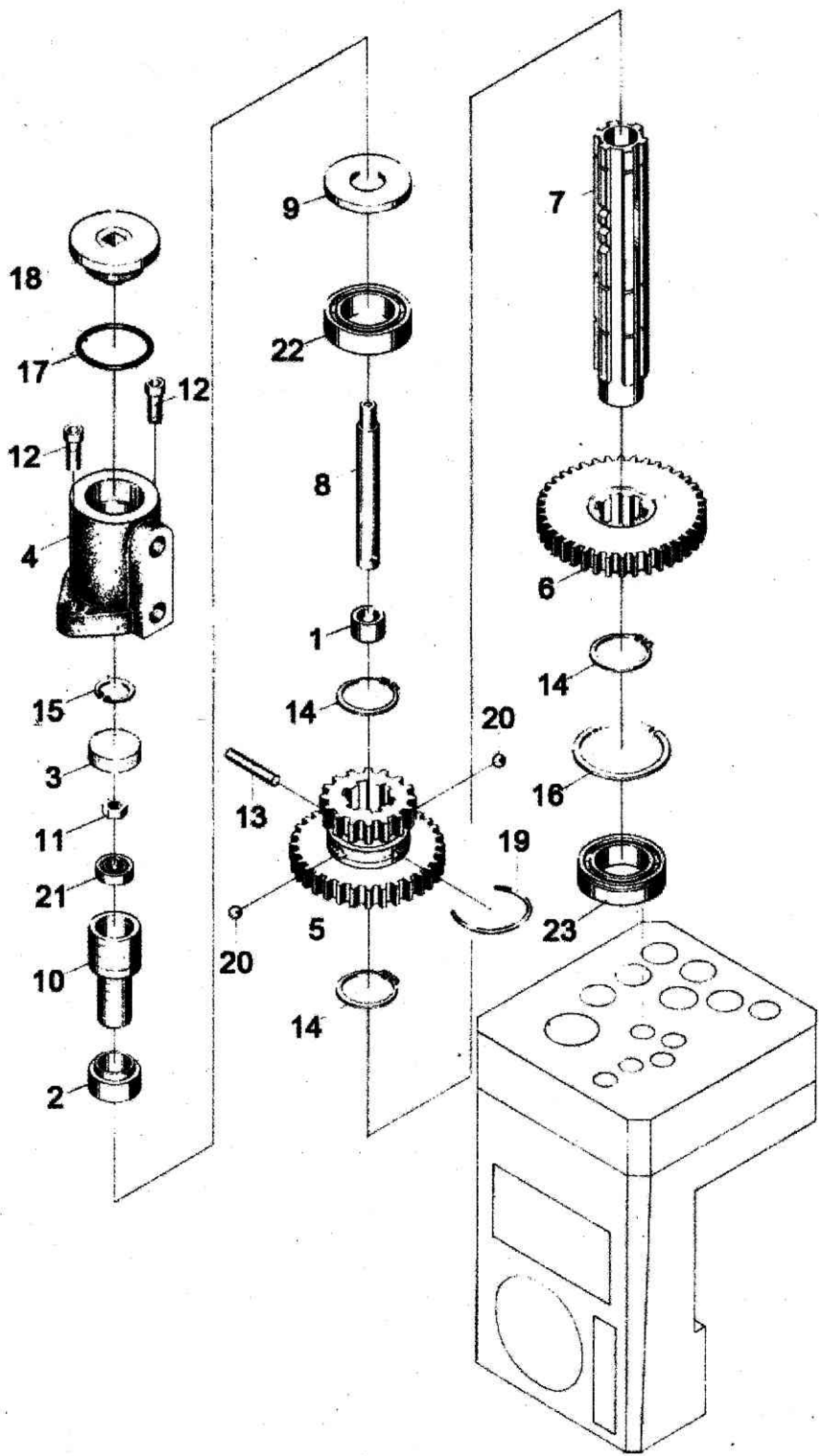


图 02-1 进给变速  
 FIG 02-1 FEED CHANGE MECHANISM

图上序号 POSITION No	件 号 PART No	名 称 DESCRIPTION	数 量 Q' TY				附 注 REMARKS
			Z3040 × 16/1	Z3040 × 16/2	Z3050 × 16/1	Z3050 × 16/2	
1	41024	支承 SUPPORT	1	1	1	1	
2	41025	套 SLEEVE	1	1	1	1	
3	41336	堵 PLUG	1	1	1	1	
4	42011	油缸 OIL CYLINDER	1	1	1	1	
5	42304	齿轮 GEAR	1	1	1	1	
6	42305	齿轮 GEAR	1	1	1	1	
7	42308	轴 SHAFT	1	1	1	1	
8	42312	拉杆 LINK	1	1	1	1	
9	42326	垫 GASKET	1	1	1	1	
10	42327	活塞 PISTON	1	1	1	1	
11	J11-2	螺母 M6 NUT	1	1	1	1	
12	J21-9	螺钉 M6 × 16 SCREWS	2	2	2	2	
13	J44-1	圆柱销 硬 5 × 35 CYLINDRICAL PIN HARD	1	1	1	1	
14	J62-2	挡圈 25 SNAP RINGS	3	3	3	3	
15	J62-3	挡圈 19 SNAP RING	1	1	1	1	

图上序号 POSITION No	件 号 PART No	名 称 DESCRIPTION	数 量 Q' TY				附 注 REMARKS
			Z3040 × 16/1	Z3040 × 16/2	Z3050 × 16/1	Z3050 × 16/2	
16	J63-3	轴承挡圈 47 CIRCLIPS FOR BEARING	3	3	3	3	
17	G51-2	O型密封圈 35 × 3.1 O-RING	1	1	1	1	
18	SZSG38-6	油塞 M27 × 1.5 PLUG	1	1	1	1	
19	SZSQ84-1	定位卡圈 25 STOPPER RING	1	1	1	1	
20	GB308-64	钢球 6C VI b STEEL BALLS	2	2	2	2	
21	GB276-64	轴承 26 BEARING	1	1	1	1	
22	GB276-64	轴承 205 BEARING	1	1	1	1	
23	GB277-64	轴承 50204 BEARING	1	1	1	1	

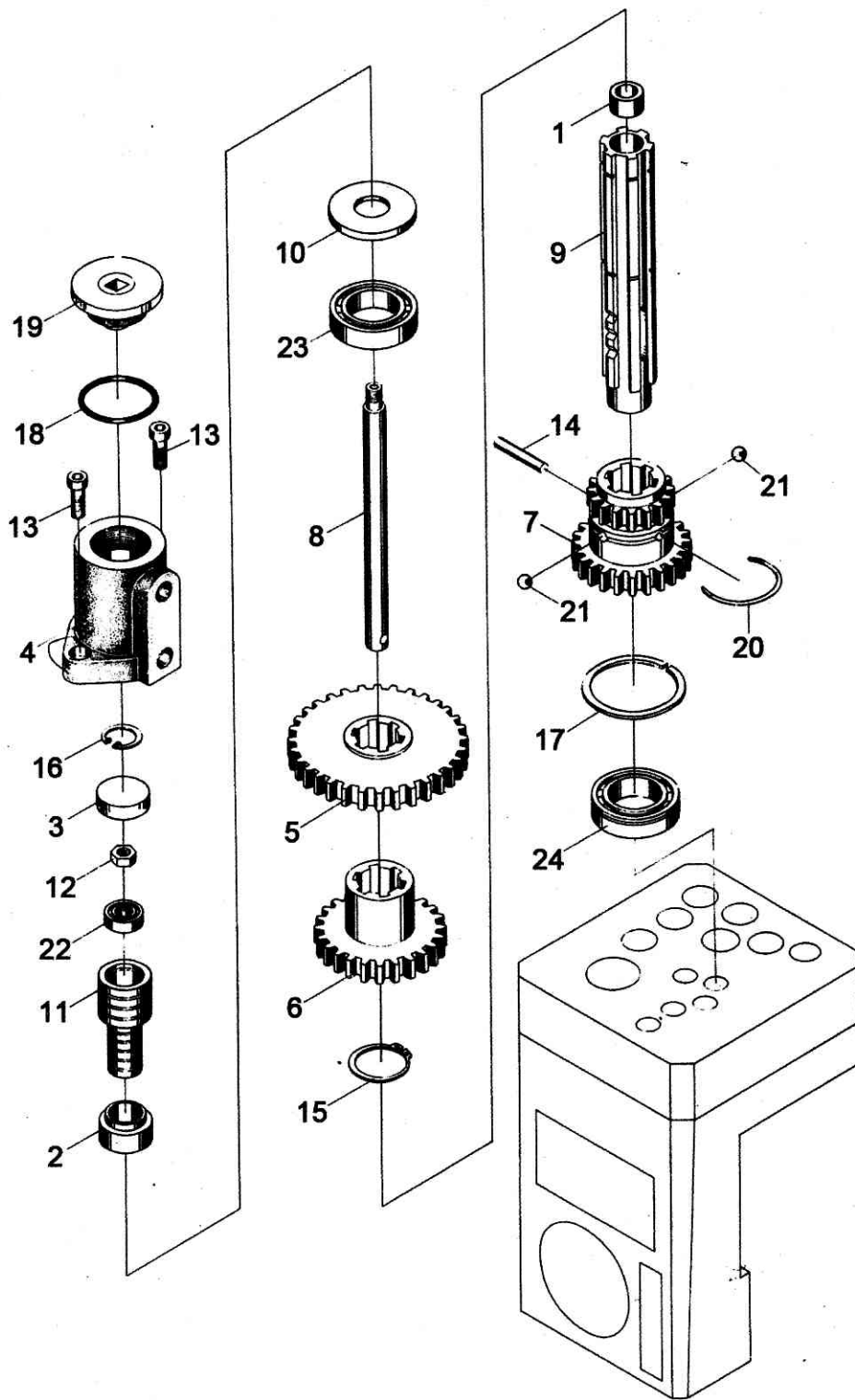


图 02-2 进给变速  
 FIG 02-2 FEED CHANGE MECHANISM

图上序号 POSITION No	件 号 PART No	名 称 DESCRIPTION	数 量 Q' TY				附 注 REMARKS
			Z3040 X 16/1	Z3040 X 16/2	Z3050 X 16/1	Z3050 X 16/2	
1	41024	支承 SUPPORT	1	1	1	1	
2	41025	套 SLEEVE	1	1	1	1	
3	41336	堵 PLUG	1	1	1	1	
4	42011	油缸 OIL CYLINDER	1	1	1	1	
5	42301	齿轮 GEAR	1	1	1	1	
6	42303	齿轮 GEAR	1	1	1	1	
7	42309	齿轮 GEAR	1	1	1	1	
8	42310	拉杆 LINK	1	1	1	1	
9	42311	轴 SHAFT	1	1	1	1	
10	42326	垫 GASKET	1	1	1	1	
11	42327	活塞 PISTON	1	1	1	1	
12	J11-2	螺母 M6 NUT	1	1	1	1	
13	J21-9	螺钉 M6 x 16 SCREWS	2	2	2	2	
14	J44-1	圆柱销 硬 5 x 35 CYLINDRICAL PIN HARD	1	1	1	1	
15	J62-2	挡圈 25 SNAP RING	1	1	1	1	

图上序号 POSITION No	件 号 PART No	名 称 DESCRIPTION	数量 Q' TY				附 注 REMARKS
			Z3040 X 16/1	Z3040 X 16/2	Z3050 X 16/1	Z3050 X 16/2	
16	J62-3	挡圈 19 SNAP RING	1	1	1	1	
17	J63-3	轴承挡圈 47 CIRCLIP FOR BEARING	1	1	1	1	
18	G51-2	O型密封圈 35×3.1 O-RING	1	1	1	1	
19	SZSG38-6	油塞 M27×1.5 PLUG	1	1	1	1	
20	SZSQ84-1	定位卡圈 25 STOPPER RING	1	1	1	1	
21	GB308-64	钢球 6C VI b STEEL BALLS	2	2	2	2	
22	GB276-64	轴承 26 BEARING	1	1	1	1	
23	GB276-64	轴承 105 BEARING	1	1	1	1	
24	GB277-64	轴承 50204 BEARING	1	1	1	1	



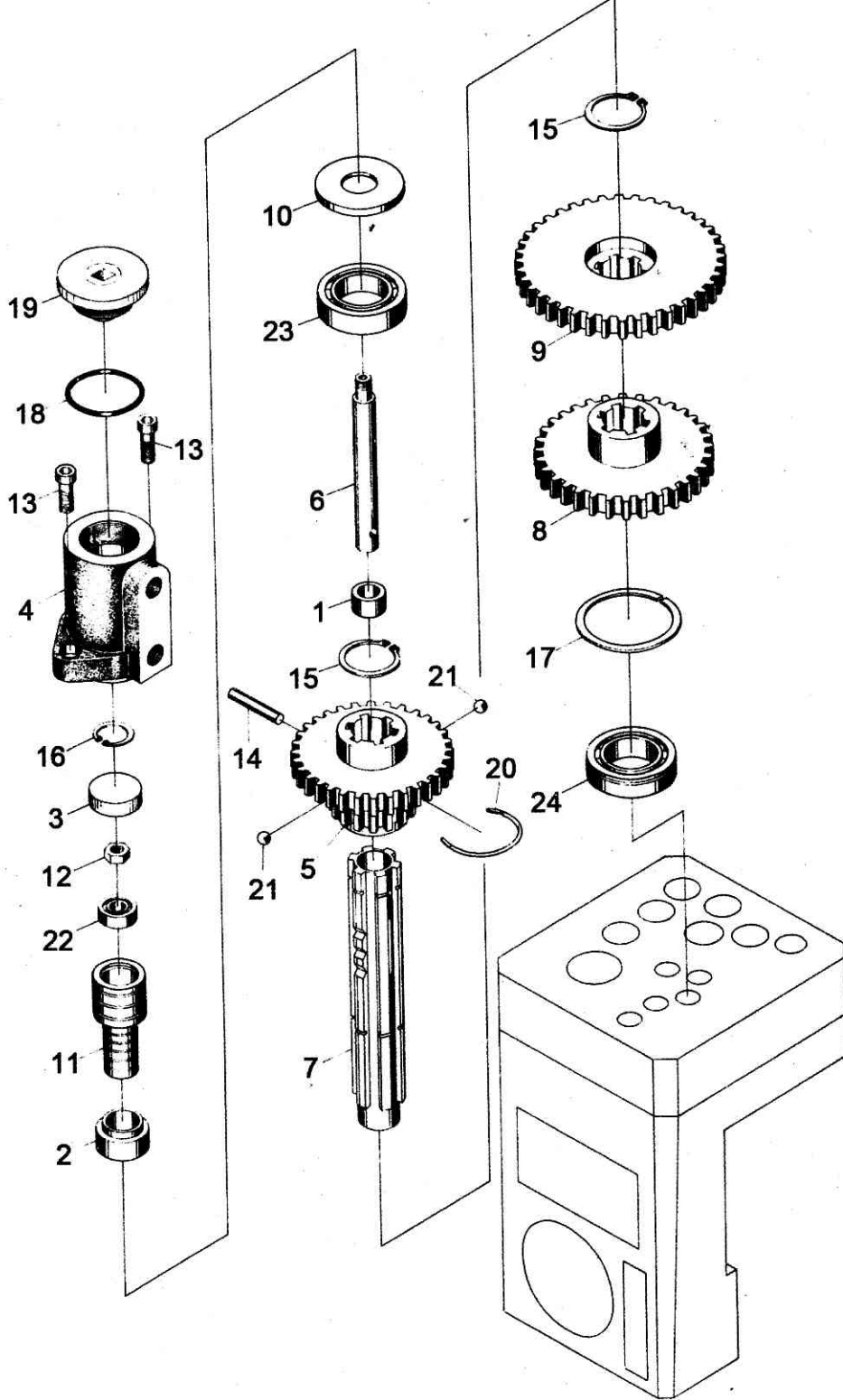


图 02-3 进给变速

FIG 02-3 FEED CHANGE MECHANISM

进 给 变 速  
FEED CHANGE MECHANISM

图上序号 POSITION No	件 号 PART No	名 称 DESCRIPTION	数量 Q' TY				附 注 REMARKS
			Z3040 × 16/1	Z3040 × 16/2	Z3050 × 16/1	Z3050 × 16/2	
1	41024	支承 SUPPORT	1	1	1	1	
2	41025	套 SLEEVE	1	1	1	1	
3	41336	堵 PLUG	1	1	1	1	
4	42011	油缸 OIL CYLINDER	1	1	1	1	
5	42302	齿轮 GEAR	1	1	1	1	
6	42312	拉杆 LINK	1	1	1	1	
7	42313	轴 SHAFT	1	1	1	1	
8	42314	齿轮 GEAR	1	1	1	1	
9	42321	齿轮 GEAR	1	1	1	1	
10	42326	垫 GASKET	1	1	1	1	
11	42327	活塞 PISTON	1	1	1	1	
12	J11-2	螺母 M6 NUT	1	1	1	1	
13	J21-9	螺钉 M6 × 16 SCREWS	2	2	2	2	
14	J44-1	圆柱销 硬 5 × 35 CYLINDRICAL PIN HARD	1	1	1	1	
15	J62-2	挡圈 25 SNAP RINGS	2	2	2	2	

图上序号 POSITION No	件 号 PART No	名 称 DESCRIPTION	数量 Q' TY				附 注 REMARKS
			Z3040 X 16/1	Z3040 X 16/2	Z3050 X 16/1	Z3050 X 16/2	
16	J62-3	挡圈 19 SNAP RING	1	1	1	1	
17	J63-3	轴承挡圈 47 CIRCLIP FOR BEARING	1	1	1	1	
18	G51-2	O型密封圈 35×3.1 O-RING	1	1	1	1	
19	SZSG38-6	油塞 M27×1.5 PLUG	1	1	1	1	
20	SZSQ84-1	定位卡圈 25 STOPPER RING	1	1	1	1	
21	GB308-64	钢球 6C VI b STEEL BALLS	2	2	2	2	
22	GB276-64	轴承 26 BEARING	1	1	1	1	
23	GB276-64	轴承 105 BEARING	1	1	1	1	
24	GB277-64	轴承 50204 BEARING	1	1	1	1	

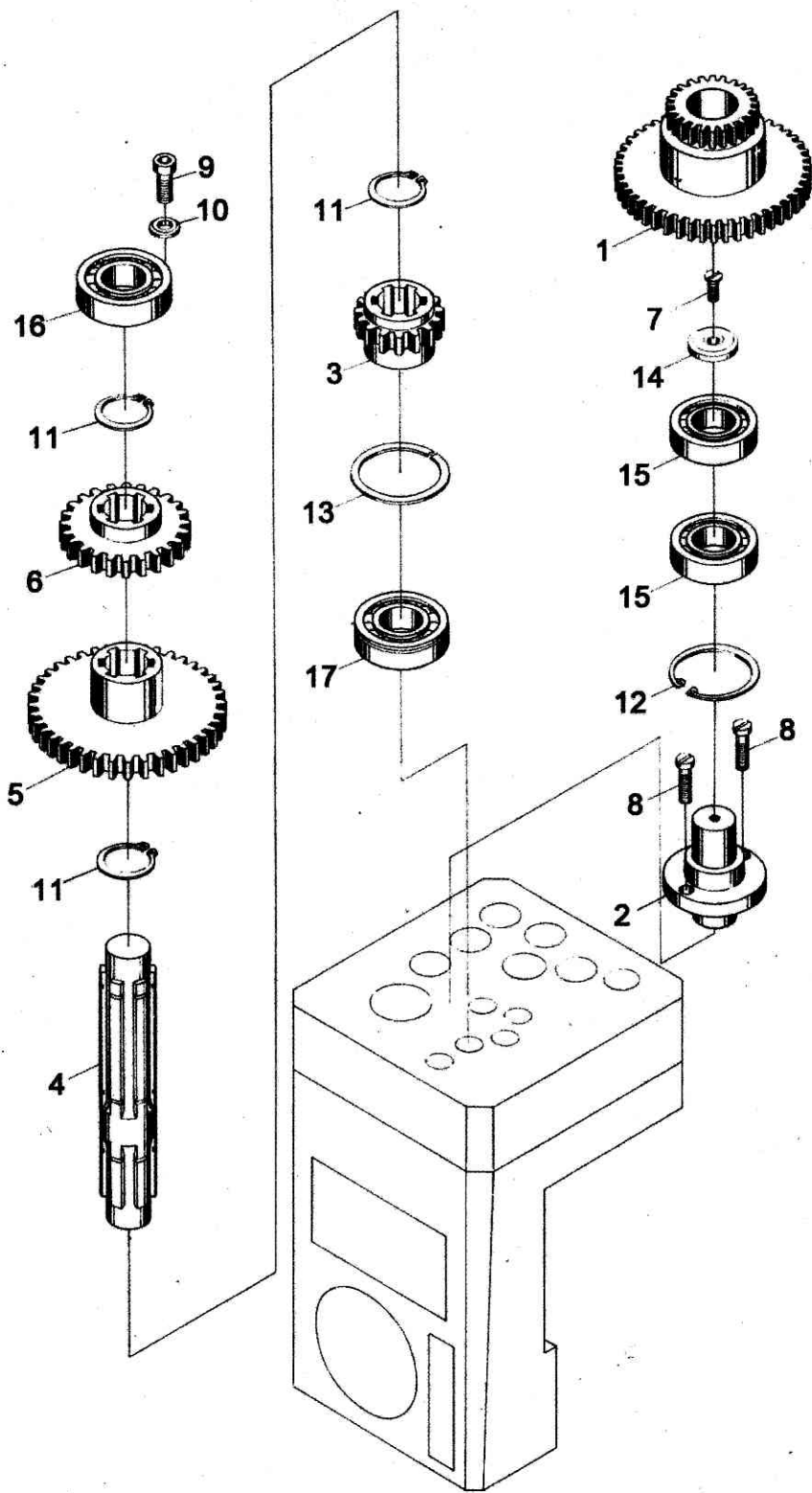


图 02-4 进给变速  
 FIG 02-4 FEED CHANGE MECHANISM

图上序号 POSITION No	件 号 PART No	名 称 DESCRIPTION	数量 Q' TY				附 注 REMARKS
			Z3040 × 16/1	Z3040 × 16/2	Z3050 × 16/1	Z3050 × 16/2	
1	42306	齿轮 GEAR	1	1	1	1	
2	42307	轴 SHAFT	1	1	1	1	
3	42315	齿轮 GEAR	1	1	1	1	
4	42316	轴 SHAFT	1	1	1	1	
5	42322	齿轮 GEAR	1	1	1	1	
6	42325	齿轮 GEAR	1	1	1	1	
7	J21-6	沉头螺钉 M5 × 12 COUNTERSUNK HEAD SCREW	1	1	1	1	
8	J21-8	螺钉 M6 × 16 SCREWS	2	2	2	2	
9	J21-9	螺钉 M6 × 16 SCREWS	2	2	2	2	
10	J51-1	垫圈 6 WASHERS	2	2	2	2	
11	J62-2	挡圈 25 SNAP RINGS	3	3	3	3	
12	J62-3	挡圈 42 SNAP RING	1	1	1	1	
13	J63-3	轴承挡圈 47 CIRCLIP FOR BEARING	1	1	1	1	
14	J64-1	垫圈 B25 WASHER	1	1	1	1	
15	GB276-64	轴承 104 BEARINGS	2	2	2	2	

部 别  
GROUP 02

插图号  
FIG No 02-4

# 进 给 变 速

## FEED CHANGE MECHANISM

图上序号 POSITION No	件 号 PART No	名 称 DESCRIPTION	数 量 Q' TY				附 注 REMARKS
			Z3040 × 16/1	Z3040 × 16/2	Z3050 × 16/1	Z3050 × 16/2	
16	GB276-64	轴承 204 BEARING	1	1	1	1	
17	GB277-64	轴承 50204 BEARING	1	1	1	1	

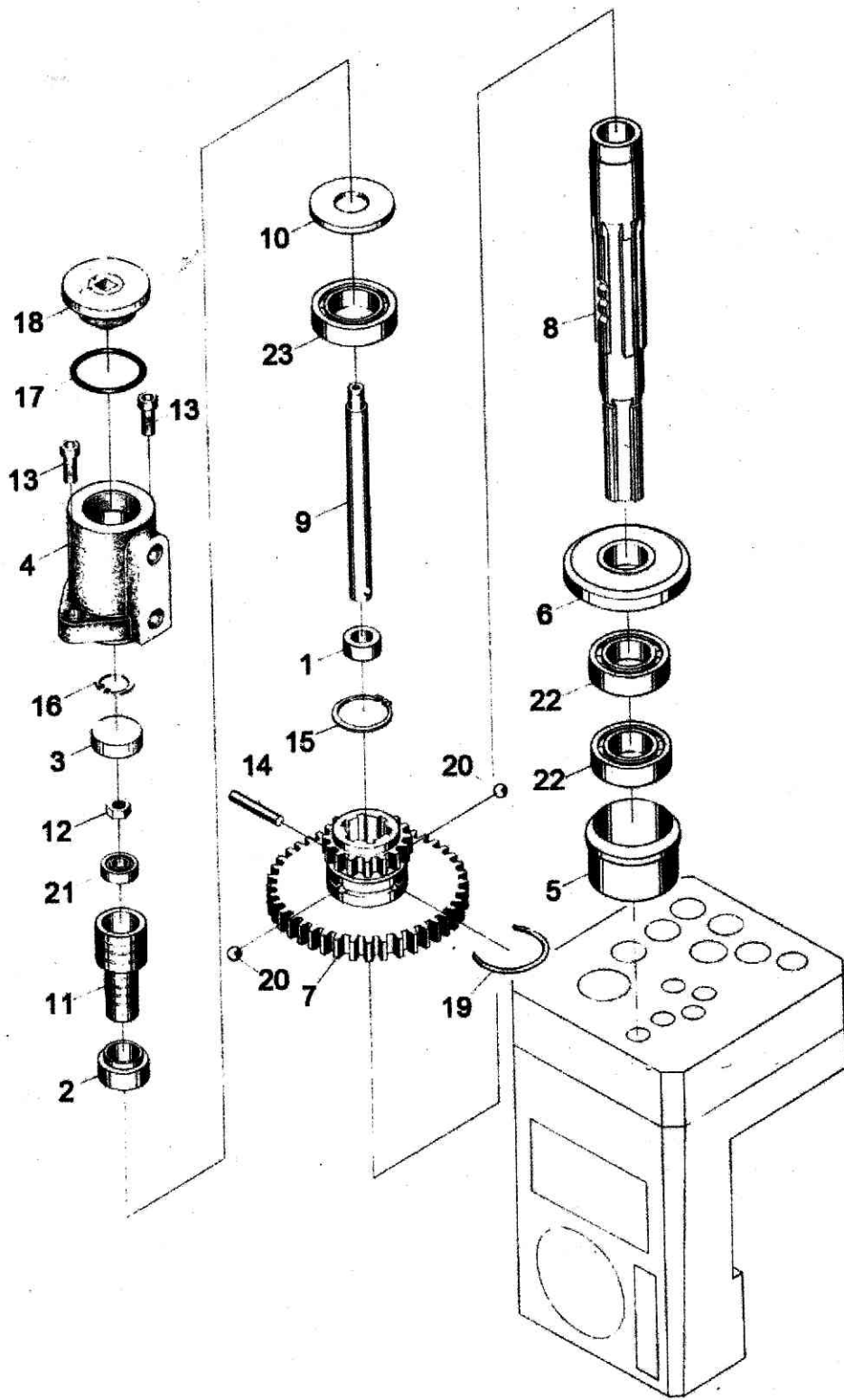


图 02-5 进给变速  
 FIG 02-5 FEED CHANGE MECHANISM



进 给 变 速  
FEED CHANGE MECHANISM

图上序号 POSITION No	件 号 PART No	名 称 DESCRIPTION	数 量 Q' TY				附 注 REMARKS
			Z3040 × 16/1	Z3040 × 16/2	Z3050 × 16/1	Z3050 × 16/2	
1	41024	支承 SUPPORT	1	1	1	1	
2	41025	套 SLEEVE	1	1	1	1	
3	41336	堵 PLUG	1	1	1	1	
4	42011	油缸 OIL CYLINDER	1	1	1	1	
5	42317	轴承座 BEARING SEAT	1	1	1	1	
6	42318	挡油垫 OIL SEAL	1	1	1	1	
7	42320	齿轮 GEAR	1	1	1	1	
8	42323	轴 SHAFT	1	1	1	1	
9	42324	拉杆 LINK	1	1	1	1	
10	42326	垫 GASKET	1	1	1	1	
11	42327	活塞 PISTON	1	1	1	1	
12	J11-2	螺母 M6 NUT	1	1	1	1	
13	J21-9	螺钉 M6 × 16 SCREWS	2	2	2	2	
14	J44-1	圆柱销 硬 5 × 35 CYLINDRICAL PIN HARD	1	1	1	1	
15	J62-2	挡圈 25 SNAP RING	1	1	1	1	

## FEED CHANGE MECHANISM

图上序号 POSITION No	件 号 PART No	名 称 DESCRIPTION	数量 Q' TY				附 注 REMARKS
			Z3040 × 16/1	Z3040 × 16/2	Z3050 × 16/1	Z3050 × 16/2	
16	J62-3	挡圈 19 SNAP RING	1	1	1	1	
17	G51-2	O型密封圈 35 × 3.1 O-RING	1	1	1	1	
18	SZSG38-6	油塞 M27 × 1.5 PLUG	1	1	1	1	
19	SZSQ84-1	定位卡圈 25 STOPPER RING	1	1	1	1	
20	GB308-64	钢球 6C VI b STEEL BALLS	2	2	2	2	
21	GB276-64	轴承 26 BEARING	1	1	1	1	
22	GB276-64	轴承 104 BEARINGS	2	2	2	2	
23	GB276-64	轴承 105 BEARING	1	1	1	1	

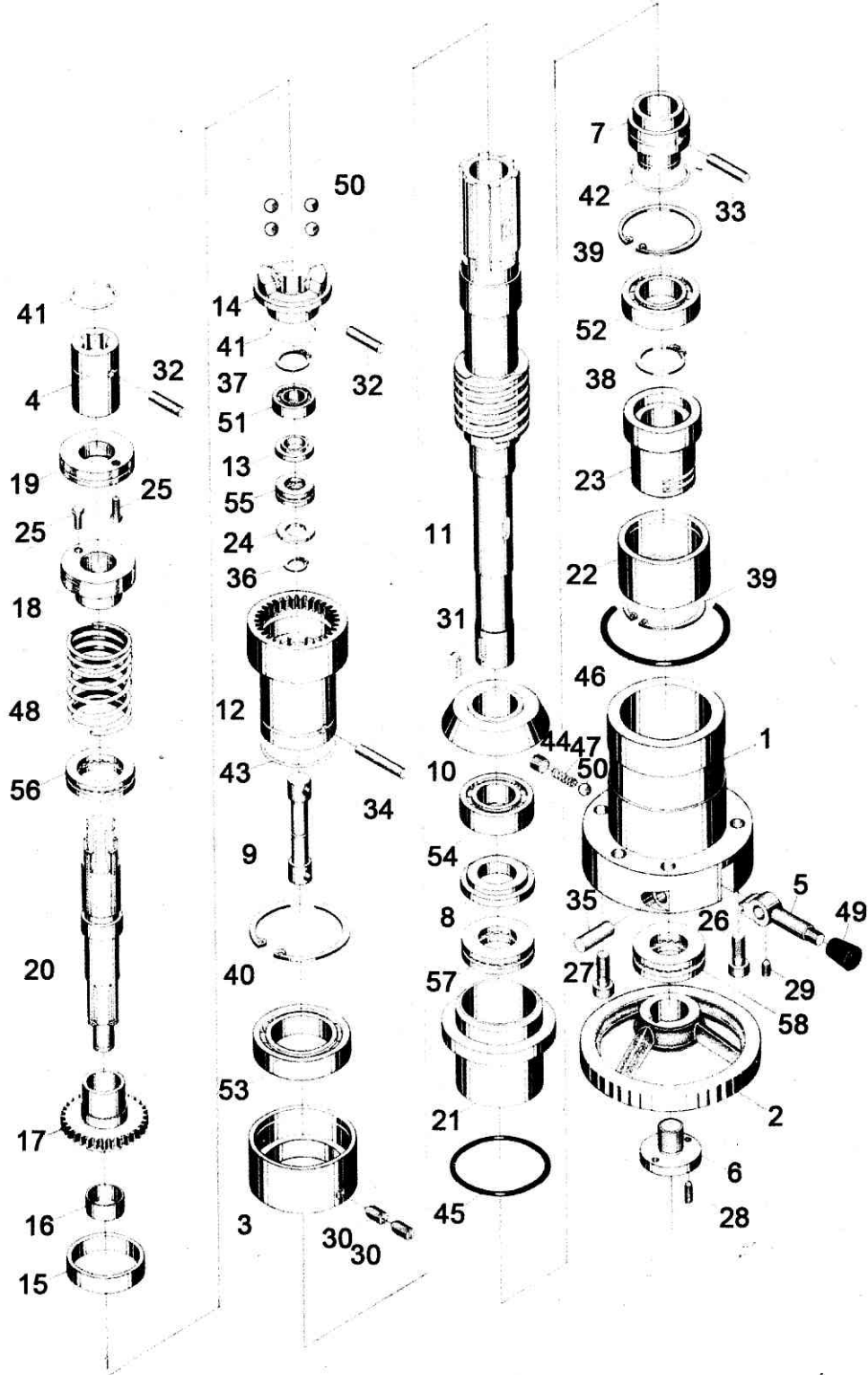


图 03-1 进给机构  
FIG 03-1 FEEDING MECHANISM

进 给 机 构  
FEEDING MECHANISM

图上序号 POSITION No	件 号 PART No	名 称 DESCRIPTION	数量 Q' TY				附 注 REMARKS
			Z3040 X 16/1	Z3040 X 16/2	Z3050 X 16/1	Z3050 X 16/2	
1	43011A	轴承座 BEARING SEAT	1	1	1	1	
2	43012A	手轮 HAND WHEEL	1	1	1	1	
3	43014	套 SLEEVE	1	1	1	1	
4	43015	花键套 SPLINE SLEEVE	1	1	1	1	
5	43301A	手柄 HANDLE	1	1	1	1	
6	43302	螺钉 SCREW	1	1	1	1	
7	43304	滑动套 SLIDING BUSH	1	1	1	1	
8	43305	垫 GASKET	1	1	1	1	
9	43306	拉杆 LINK	1	1	1	1	
10	43307	支承盖 REST COVER	1	1	1	1	
11	43308	蜗杆轴 WORM SHAFT	1	1	1	1	
12	43309	内齿套 INTERNAL GEAR SLEEVE	1	1	1	1	
13	43310	垫 GASKET	1	1	1	1	
14	43311	离合器 (F) (LOWER) CLUTCH	1	1	1	1	
15	43312	套 SLEEVE	1	1	1	1	

图上序号 POSITION No	件 号 PART No	名 称 DESCRIPTION	数量 Q' TY				附 注 REMARKS
			Z3040 × 16/1	Z3040 × 16/2	Z3050 × 16/1	Z3050 × 16/2	
16	43313	套 SLEEVE	1	1	1	1	
17	43314	离合器 (上) (UPPER) CLUTCH	1	1	1	1	
18	43315	螺母 NUT	1	1	1	1	
19	43316	螺母 NUT	1	1	1	1	
20	43317	轴 SHAFT	1	1	1	1	
21	43336	轴承座 BEARING SEAT	1	1	1	1	
22	43348	套 SLEEVE	1	1	1	1	
23	43349	齿条套 RACK SLEEVE	1	1	1	1	
24	43353	垫 GASKET	1	1	1	1	
25	J21-1	螺栓 M5 × 10 BOLTS	2	2	2	2	
26	J21-9	螺钉 M8 × 20 SCREWS	2	2	2	2	
27	J21-9	螺钉 M8 × 40 SCREWS	4	4	4	4	
28	J22-4	螺钉 M4 × 10 SCREW	1	1	1	1	
29	J22-4	螺钉 M5 × 8 SCREW	1	1	1	1	
30	J22-4	螺钉 M8 × 16 SCREWS	2	2	2	2	

图上序号 POSITION No	件 号 PART No	名 称 DESCRIPTION	数 量 Q' TY				附 注 REMARKS
			Z3040 × 16/1	Z3040 × 16/2	Z3050 × 16/1	Z3050 × 16/2	
31	J31-1	平键 5×5×12 FLAT KEY	1	1	1	1	
32	J44-1	圆柱销 硬 5h8×30 CYLINDRICAL PINS HARD	2	2	2	2	
33	J44-1	圆柱销 硬 5h8×35 CYLINDRICAL PIN HARD	1	1	1	1	
34	J44-1	圆柱销 硬 5h8×45 CYLINDRICAL PIN HARD	1	1	1	1	
35	J44-1	圆柱销 10h8×30 CYLINDRICAL PIN	1	1	1	1	
36	J62-2	挡圈 12 SNAP RING	1	1	1	1	
37	J62-2	挡圈 20 SNAP RING	1	1	1	1	
38	J62-2	挡圈 30 SNAP RING	1	1	1	1	
39	J62-3	挡圈 55 SNAP RINGS	2	2	2	2	
40	J62-3	挡圈 68 SNAP RING	1	1	1	1	
41	J62-5	锁圈 30 LOCKING RINGS	2	2	2	2	
42	J62-5	锁圈 35 LOCKING RING	1	1	1	1	
43	J62-5	锁圈 47 LOCKING RING	1	1	1	1	
44	G38-5	油塞 M12×1.25 PLUGS	2	2	2	2	
45	G51-2	O型密封圈 75×3.1 O-RING	1	1	1	1	

图上序号 POSITION No	件 号 PART No	名 称 DESCRIPTION	数 量 Q'TY				附 注 REMARKS
			Z3040 × 16/1	Z3040 × 16/2	Z3050 × 16/1	Z3050 × 16/2	
46	G51-2	O型密封圈 85×3.1 O-RING	1	1	1	1	
47	Q81-1	压力弹簧 1.2×8×30 PRESSURE SPRING	1	1	1	1	
48	Q81-1	压力弹簧 7×45×70 PRESSURE SPRING	1	1	1	1	
49	Z18-1	手柄套 HANDLE SLEEVE	1	1	1	1	
50	GB308-77	钢球 10 VI b STEEL BALLS	5	5	5	5	
51	GB276-64	轴承 101 BEARING	1	1	1	1	
52	GB276-64	轴承 106 BEARING	1	1	1	1	
53	GB276-64	轴承 108 BEARING	1	1	1	1	
54	GB276-64	轴承 205 BEARING	1	1	1	1	
55	GB301-64	轴承 8101 BEARING	1	1	1	1	
56	GB301-64	轴承 8106 BEARING	1	1	1	1	
57	GB301-64	轴承 8107 BEARING	1	1	1	1	
58	GB301-64	轴承 8205 BEARING	1	1	1	1	

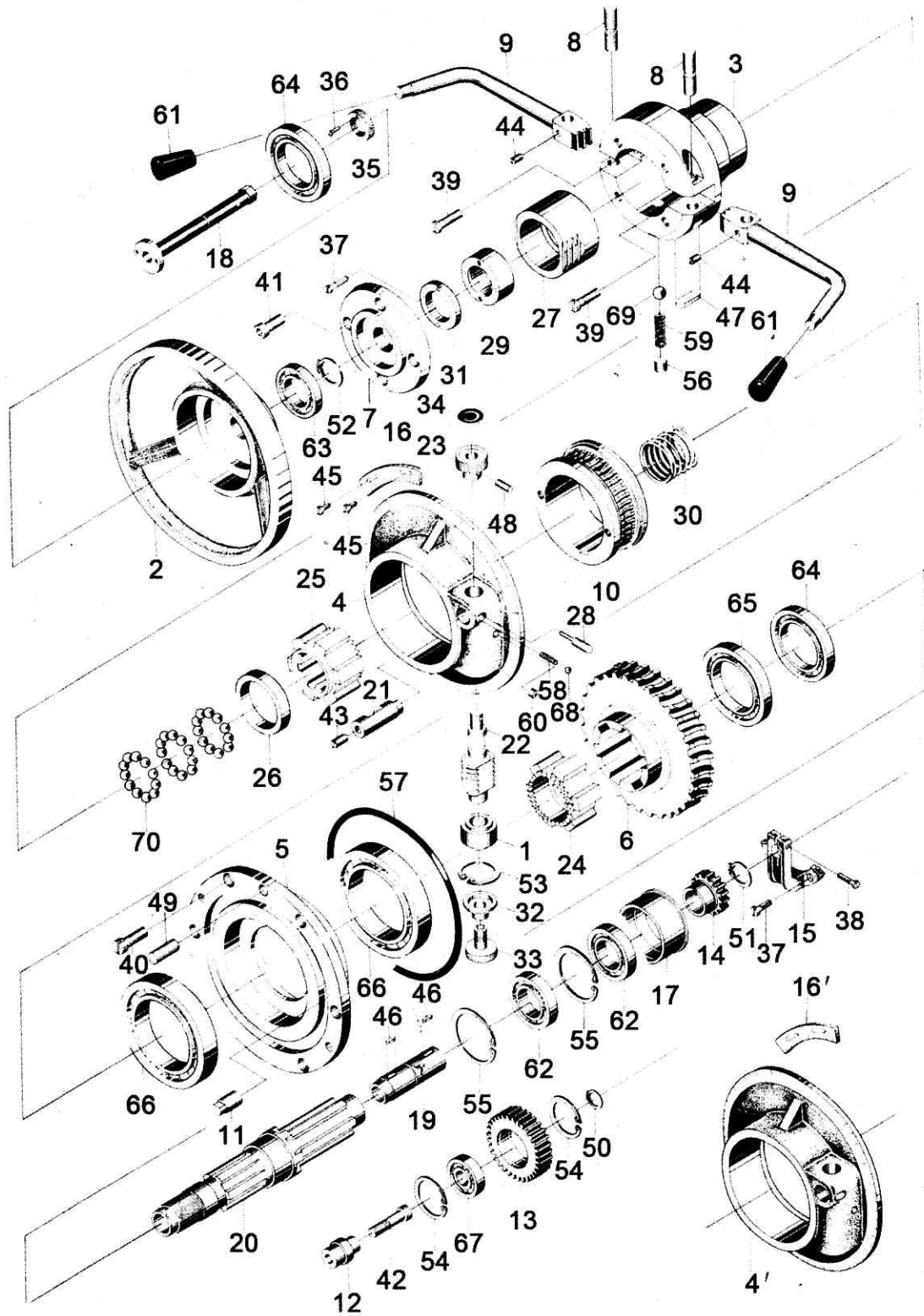


图 03-2 进给机构  
 FIG 03-2 FEEDING MECHANISM



进 给 机 构  
FEEDING MECHANISM

图上序号 POSITION No	件 号 PART No	名 称 DESCRIPTION	数量 Q' TY				附 注 REMARKS
			Z3040 × 16/1	Z3040 × 16/2	Z3050 × 16/1	Z3050 × 16/2	
1	43013A	支承套 FEARING SLEEVE	1	1	1	1	公制 METRIC SYSTEM 英制 BRITISH SYSTEM
2	43016A	手轮 HAND WHEEL	1	1	1	1	
3	43017A	支承套 BEARING SLEEVE	1	1	1	1	
4	43018A	刻度盘 INDEXING DIAL	1	1	1	1	
4'	53018A	刻度盘 INDEXING DIAL	1	1	1	1	
5	43019	支承套 BEARING SLEEVE	1	1	1	1	
6	43020	蜗轮 WORM WHEEL	1	1	1	1	
7	43021A	盖 COVER	1	1	1	1	
8	43318	销轴 PINS	2	2	2	2	
9	43319A	手把 HANDLES	2	2	2	2	
10	43320	蜗轮 WORM WHEEL	1	1	1	1	
11	43321	撞块 DOG	1	1	1	1	
12	43324	套 SLEEVE	1	1	1	1	
13	43325	齿轮 GEAR	1	1	1	1	
14	43326	齿轮 GEAR	1	1	1	1	

# 进 给 机 构

## FEEDING MECHANISM

图上序号 POSITION No	件 号 PART No	名 称 DESCRIPTION	数 量 Q' TY				附 注 REMARKS
			Z3040 × 16/1	Z3040 × 16/2	Z3050 × 16/1	Z3050 × 16/2	
15	43327	管夹 PIPE CLAMP	1	1	1	1	公制 METRIC SYSTEM 英制 BRITISH SYSTEM
16	43328	副尺 SUB-SCALE	1	1	1	1	
16'	43328A	副尺 SUB-SCALE	1	1	1	1	
17	43329	套 SLEEVE	1	1	1	1	
18	43330A	套管 DRIVE-PIPE	1	1	1	1	
19	43331	轴 SHAFT	1	1	1	1	
20	43332	轴 SHAFT	1	1	1	1	
21	43333	撞轴 BUMPING PIN	1	1	1	1	
22	43334	蜗杆 WORM	1	1	1	1	
23	43337	捏手 KNOB	1	1	1	1	
24	43338	齿接合子 TEETH CLUTCH	1	1	1	1	
25	43339	齿接合子 TEETH CLUTCH	1	1	1	1	
26	43340	套 SLEEVE	1	1	1	1	
27	43343	推管 PUSH SLEEVE	1	1	1	1	
28	43344	销 PIN	1	1	1	1	

图上序号 POSITION No	件 号 PART No	名 称 DESCRIPTION	数 量 Q' TY				附 注 REMARKS
			Z3040 × 16/1	Z3040 × 16/2	Z3050 × 16/1	Z3050 × 16/2	
29	43345	螺母 NUT	1	1	1	1	
30	43346	弹簧 SPRING	1	1	1	1	
31	43350	螺母 NUT	1	1	1	1	
32	43351A	套 SLEEVE	1	1	1	1	
33	43352A	螺钉 SCREW	1	1	1	1	
34	42801A	标示牌 MARK PLATE	1	1	1	1	
35	J14-5	螺母 M18 × 1.5 NUT	1	1	1	1	
36	J21-6	沉头螺钉 M3 × 6 COUNTERSUNK HEAD SCREW	1	1	1	1	
37	J21-8	螺钉 M5 × 12 SCREWS	4	4	4	4	
38	J21-8	螺钉 M5 × 18 SCREW	1	1	1	1	
39	J21-8	螺钉 M6 × 12 SCREWS	2	2	2	2	
40	J21-8	螺钉 M8 × 20 SCREWS	5	5	5	5	
41	J21-9	螺钉 M6 × 16 SCREWS	4	4	4	4	
42	J21-9	螺钉 M8 × 45 SCREW	1	1	1	1	
43	J22-4	螺钉 M6 × 10 SCREW	1	1	1	1	

图上序号 POSITION No	件 号 PART No	名 称 DESCRIPTION	数 量 Q' TY				附 注 REMARKS
			Z3040 × 16/1	Z3040 × 16/2	Z3050 × 16/1	Z3050 × 16/2	
44	J22-6	螺钉 M6 × 10 SCREWS	2	2	2	2	
45	J27-9	螺钉 锌 M5 × 8 SCREWS ZINC	2	2	2	2	
46	J31-1	平键 4 × 4 × 12 FLAT KEYS	2	2	2	2	
47	J31-1	平键 8 × 7 × 35 FLAT KEY	1	1	1	1	
48	J41-1	圆锥销 3 × 16 ROUND TAPER PIN	1	1	1	1	
49	J44-2	圆柱销 A8 × 25 CYLINDRICAL PIN	1	1	1	1	
50	J62-2	挡圈 17 SNAP RING	1	1	1	1	
51	J62-2	挡圈 20 SNAP RING	1	1	1	1	
52	J62-2	挡圈 25 SNAP RING	1	1	1	1	
53	J62-3	挡圈 35 SNAP RING	1	1	1	1	
54	J62-3	挡圈 40 SNAP RINGS	2	2	2	2	
55	J62-3	挡圈 55 SNAP RINGS	2	2	2	2	
56	G38-5	油塞 M12 × 1.25 PLUG	1	1	1	1	
57	G51-2	O型密封圈 210 × 5.7 O-RING	1	1	1	1	
58	Q81-1	压力弹簧 0.5 × 5 × 10 PRESSURE SPRING	1	1	1	1	

图上序号 POSITION No	件 号 PART No	名 称 DESCRIPTION	数量 Q'TY				附 注 REMARKS
			Z3040 × 16/1	Z3040 × 16/2	Z3050 × 16/1	Z3050 × 16/2	
59	Q81-1	压力弹簧 1.2 × 8 × 25 PRESSURE SPRING	1	1	1	1	
60	R71-1	油杯 6 OIL CUP	1	1	1	1	
61	Z18-1	手柄套 M12 HANDLE SLEEVES	2	2	2	2	
62	GB276-64	轴承 106 BEARINGS	2	2	2	2	
63	GB276-64	轴承 7000106 BEARING	1	1	1	1	
64	GB276-64	轴承 7000110 BEARINGS	2	2	2	2	
65	GB276-64	轴承 7000111 BEARING	1	1	1	1	
66	GB276-64	轴承 116 BEARINGS	2	2	2	2	
67	GB276-64	轴承 203 BEARING	1	1	1	1	
68	GB308-77	钢球 5 VI b STEEL BALL	1	1	1	1	
69	GB308-77	钢球 10 VI b STEEL BALL	1	1	1	1	
70	GB308-77	钢球 12 VI b STEEL BALLS	33	33	33	33	

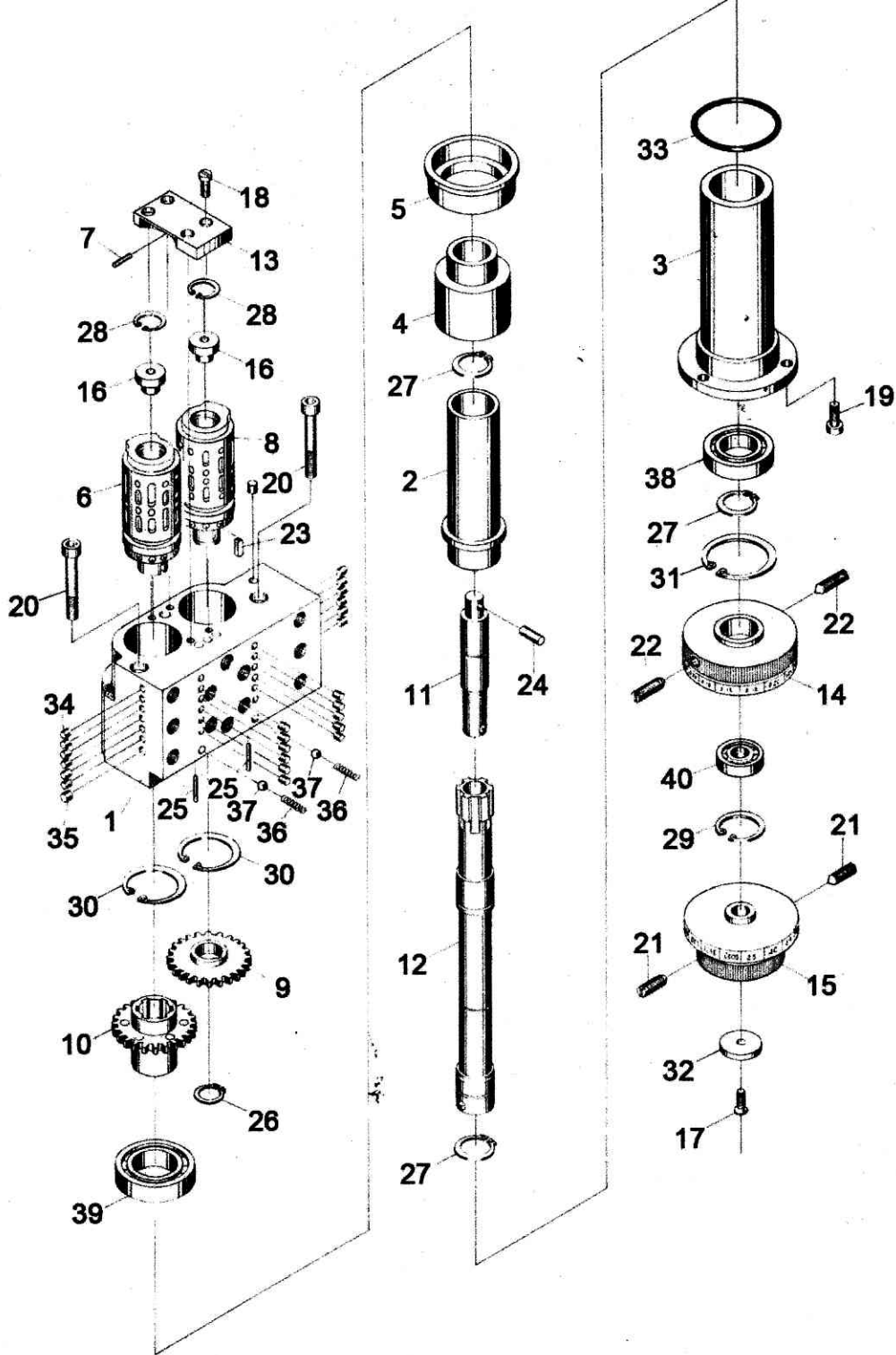


图 04-1 操纵机构  
FIG 04-1 OPERATING MECHANISM

# 操 纵 机 构

## OPERATING MECHANISM

图上序号 POSITION No	件 号 PART No	名 称 DESCRIPTION	数 量 Q' TY				附 注 REMARKS
			Z3040 X 16/1	Z3040 X 16/2	Z3050 X 16/1	Z3050 X 16/2	
1	44011	阀体 VALVE BODY	1	1	1	1	
2	44012A	衬套 BUSH	1	1	1	1	
3	44013	套 SLEEVE	1	1	1	1	
4	44022	密封盖 SEAL COVER	1	1	1	1	
5	44025	轴承座 BEARING SEAT	1	1	1	1	
6	44301	阀芯 VALVE CORE	1	1	1	1	
7	44302	销 PIN	1	1	1	1	
8	44303	阀芯 VALVE CORE	1	1	1	1	
9	44304	齿轮 GEAR	1	1	1	1	
10	44305	齿轮 GEAR	1	1	1	1	
11	44308	轴 SHAFT	1	1	1	1	
12	44309A	套筒 QUILL	1	1	1	1	
13	44318	挡板 BACK PLATE	1	1	1	1	
14	44322	变速旋钮 KNOB	1	1	1	1	
15	44324	变速旋钮 KNOB	1	1	1	1	

图上序号 POSITION No	件 号 PART No	名 称 DESCRIPTION	数 量 Q' TY				附 注 REMARKS
			Z3040 × 16/1	Z3040 × 16/2	Z3050 × 16/1	Z3050 × 16/2	
16	44325	堵 PLUGS	2	2	2	2	
17	J21-6	沉头螺钉 M5 × 10 COUNTERSUNK SCREW	1	1	1	1	
18	J21-8	螺钉 M4 × 12 SCREWS	4	4	4	4	
19	J21-8	螺钉 M5 × 12 SCREWS	3	3	3	3	
20	J21-9	螺钉 M6 × 55 SCREWS	2	2	2	2	
21	J22-9	螺钉 M8 × 20 SCREWS	2	2	2	2	
22	J22-9	螺钉 M8 × 25 SCREWS	2	2	2	2	
23	J31-1	平键 5 × 5 × 10 FLAT KEY	1	1	1	1	
24	J44-1	圆柱销 4 × 16 CYLINDRICAL PIN	1	1	1	1	
25	J44-1	圆柱销 4 × 18 CYLINDRICAL PIN	2	2	2	2	
26	J62-2	挡圈 16 SNAP RING	1	1	1	1	
27	J62-2	挡圈 25 SNAP RINGS	3	3	3	3	
28	J62-3	挡圈 20 SNAP RINGS	2	2	2	2	
29	J62-3	挡圈 32 SNAP RING	1	1	1	1	
30	J62-3	挡圈 40 SNAP RINGS	2	2	2	2	



# 操 纵 机 构

## OPERATING MECHANISM

图上序号 POSITION No	件 号 PART No	名 称 DESCRIPTION	数 量 Q' TY				附 注 REMARKS
			Z3040 × 16/1	Z3040 × 16/2	Z3050 × 16/1	Z3050 × 16/2	
31	J62-3	挡圈 47 SNAP RING	1	1	1	1	
32	J64-1	挡圈 B20 SNAP RING	1	1	1	1	
33	G51-2	O型密封圈 60 × 3.1 O-RING	1	1	1	1	
34	Q56-1	堵塞 4 PLUGS	24	24	24	24	
35	Q56-1	堵塞 6 PLUGS	6	6	6	6	
36	Q81-1	压力弹簧 1 × 6 × 22 PRESSURE SPRINGS	2	2	2	2	
37	GB304-64	钢球 6 VI b STEEL BALLS	2	2	2	2	
38	GB276-64	轴承 105 BEARING	1	1	1	1	
39	GB276-64	轴承 106 BEARING	1	1	1	1	
40	GB276-64	轴承 201 BEARING	1	1	1	1	

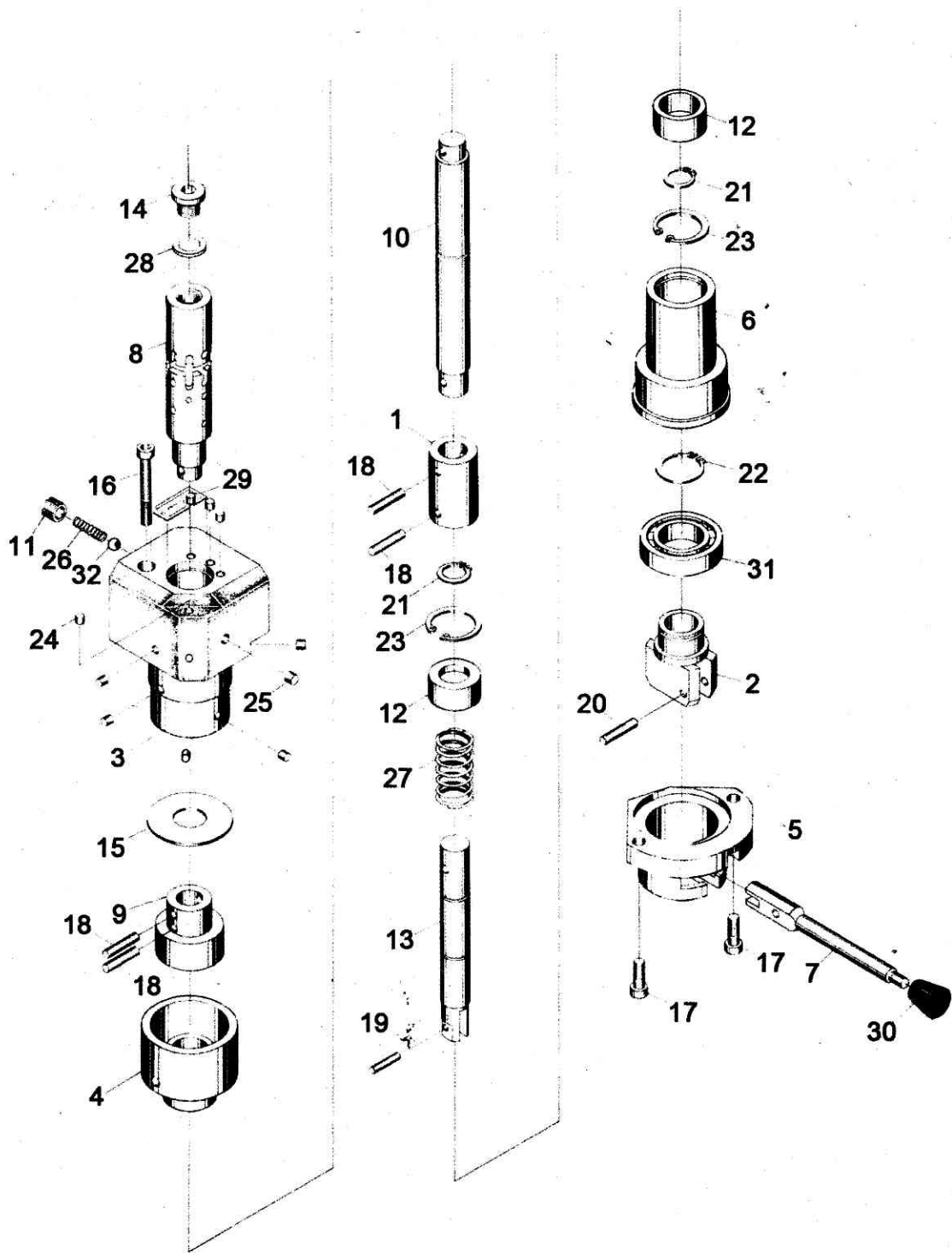


图 04-2 操纵机构  
FIG 04-2 OPERATING MECHANISM

图上序号 POSITION No	件 号 PART No	名 称 DESCRIPTION	数 量 Q' TY				附 注 REMARKS
			Z3040 X 16/1	Z3040 X 16/2	Z3050 X 16/1	Z3050 X 16/2	
1	44014	套 SLEEVE	1	1	1	1	
2	44015	支承座 SUPPORTING BRACKET	1	1	1	1	
3	44020	阀体 VALVE BODY	1	1	1	1	
4	44021	衬套 BUSH	1	1	1	1	
5	44023A	压盖 COVER	1	1	1	1	
6	44024	支承套 BEARING SLEEVE	1	1	1	1	
7	44307	手把 HANDLE	1	1	1	1	
8	44316	阀芯 VALVE CORE	1	1	1	1	
9	44317	套 SLEEVE	1	1	1	1	
10	44319	连接杆 JOINT ROD	1	1	1	1	
11	44320	螺堵 PLUG	1	1	1	1	
12	44321	套 SLEEVES	2	2	2	2	
13	44323	拉杆 LINK	1	1	1	1	
14	44326	油塞 PLUG	1	1	1	1	
15	44327	垫 PAD	1	1	1	1	
16	J21-9	螺钉 M6 × 55 SCREW	1	1	1	1	

操 纵 机 构  
OPERATING MECHANISM

图上序号 POSITION No	件 号 PART No	名 称 DESCRIPTION	数量 Q' TY				附 注 REMARKS
			Z3040 × 16/1	Z3040 × 16/2	Z3050 × 16/1	Z3050 × 16/2	
17	J21-9	螺钉 M8 × 16 SCREWS	2	2	2	2	
18	J41-1	圆柱销 5 × 30 CYLINDRICAL PINS	4	4	4	4	
19	J44-1	圆柱销 硬 5 × 14 CYLINDRICAL PINS HARD	1	1	1	1	
20	J44-1	圆柱销 硬 5 × 20 CYLINDRICAL PINS HARD	1	1	1	1	
21	J62-2	挡圈 18 SNAP RINGS	2	2	2	2	
22	J62-2	挡圈 30 SNAP RING	1	1	1	1	
23	J62-3	挡圈 35 SNAP RINGS	2	2	2	2	
24	Q56-1	堵塞 6 PLUGS	9	9	9	9	
25	Q56-1	堵塞 8 PLUG	1	1	1	1	
26	Q81-1	压力弹簧 1.2 × 8 × 26 PRESSURE SPRING	1	1	1	1	
27	Q81-1	压力弹簧 2 × 25 × 70 PRESSURE SPRING	1	1	1	1	
28	SZSG52-3	密封垫圈 14 SEALING WASHER	1	1	1	1	
29	SZSQ94-2	标牌 B22 MARK PLATE	1	1	1	1	
30	Z18-1	手柄球 M8 HANDLE BALL	1	1	1	1	
31	GB276-64	轴承 106 BEARING	1	1	1	1	
32	GB308-77	钢球 10 VI b STEEL BALL	1	1	1	1	

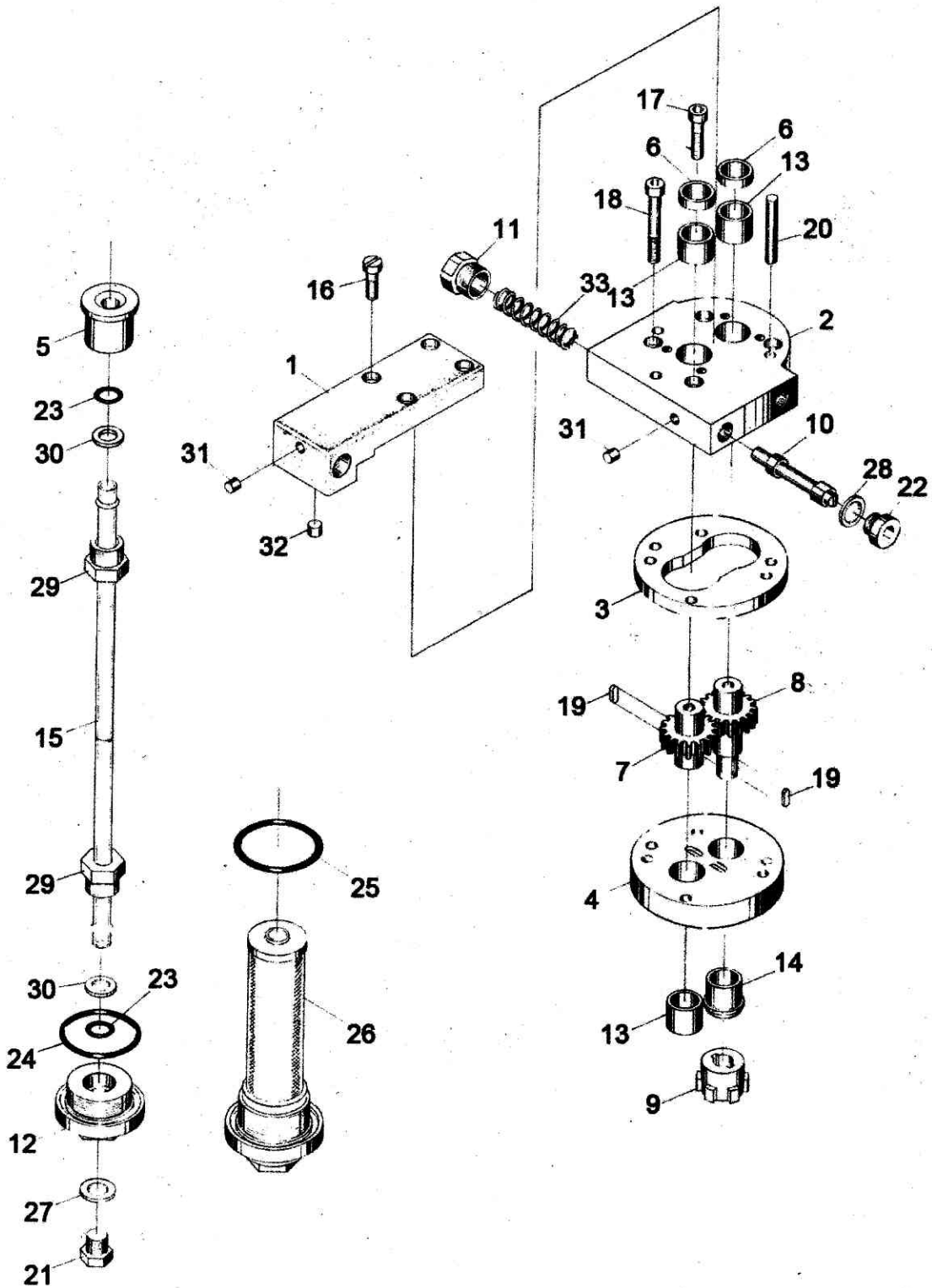


图 04-3 操纵机构  
 FIG 04-3 OPERATING MECHANISM

操 纵 机 构  
OPERATING MECHANISM

图上序号 POSITION No	件 号 PART No	名 称 DESCRIPTION	数量 Q'TY				附 注 REMARKS
			Z3040 X 16/1	Z3040 X 16/2	Z3050 X 16/1	Z3050 X 16/2	
1	44016	分油器 OIL DISTRIBUTOR	1	1	1	1	
2	44017	上泵体 UPPER PART OF PUMP BODY	1	1	1	1	
3	44018	泵体 PUMP BODY	1	1	1	1	
4	44019	下泵体 LOWER PART OF PUMP BODY	1	1	1	1	
5	44026	堵 PLUG	1	1	1	1	
6	44310	套 SLEEVES	2	2	2	2	
7	44311	齿轮 GEAR	1	1	1	1	
8	44312	齿轮 GEAR	1	1	1	1	
9	44313	连接套 JOINT SLEEVE	1	1	1	1	
10	44314	阀芯 VALVE CORE	1	1	1	1	
11	44315	螺塞 SCREW PLUG	1	1	1	1	
12	44329A	螺堵 SCREW PLUG	1	1	1	1	
13	44801	轴套 SHAFT SLEEVES	3	3	3	3	
14	44802	轴套 SHAFT SLEEVE	1	1	1	1	
15	44901A	放油管 DRAINING OIL PIPE	1	1	1	1	

操 纵 机 构  
OPERATING MECHANISM

图上序号 POSITION No	件 号 PART No	名 称 DESCRIPTION	数 量 Q' TY				附 注 REMARKS
			Z3040 × 16/1	Z3040 × 16/2	Z3050 × 16/1	Z3050 × 16/2	
16	J21-8	螺钉 M5 × 18 SCREWS	4	4	4	4	
17	J21-9	螺钉 M6 × 35 SCREWS	2	2	2	2	
18	J21-9	螺钉 M6 × 50 SCREWS	2	2	2	2	
19	J31-1	平键 3d <sub>4</sub> × 3 × 12 FLAT KEYS	2	2	2	2	
20	J44-1	圆柱销 8 × 45 CYLINDRICAL PINS	2	2	2	2	
21	G38-2	螺塞 M12 × 1.25 SCREW PLUG	1	1	1	1	
22	G38-4	油塞 M14 × 1.5 OIL PLUG	1	1	1	1	
23	G51-2	O型密封圈 13 × 1.9 O-RINGS	2	2	2	2	
24	G51-2	O型密封圈 45 × 3.1 O-RING	1	1	1	1	
25	G51-2	O型密封圈 55 × 3.1 O-RING	1	1	1	1	
26	SZSG43-2	滤油网 M42 × 1.5 FILTER SCREEN	1	1	1	1	
27	SZSG52-3	密封垫圈 12 SEALING WASHER	1	1	1	1	
28	SZSG52-3	密封垫圈 14 SEALING WASHERS	2	2	2	2	
29	SZSG91-1	管接头 10 PIPE JOINTS	2	2	2	2	
30	SZSG91-2	连接垫 10 GASKETS	2	2	2	2	

# 操 纵 机 构

## OPERATING MECHANISM

图上序号 POSITION No	件 号 PART. No	名 称 DESCRIPTION	数量 Q'TY				附 注 REMARKS
			Z3040 × 16/1	Z3040 × 16/2	Z3050 × 16/1	Z3050 × 16/2	
31	Q56-1	堵塞 6 PLUGS	2	2	2	2	
32	Q56-1	堵塞 8 PLUG	1	1	1	1	
33	Q81-1	压力弹簧 2 × 12 × 60 PRESSURE SPRING	1	1	1	1	



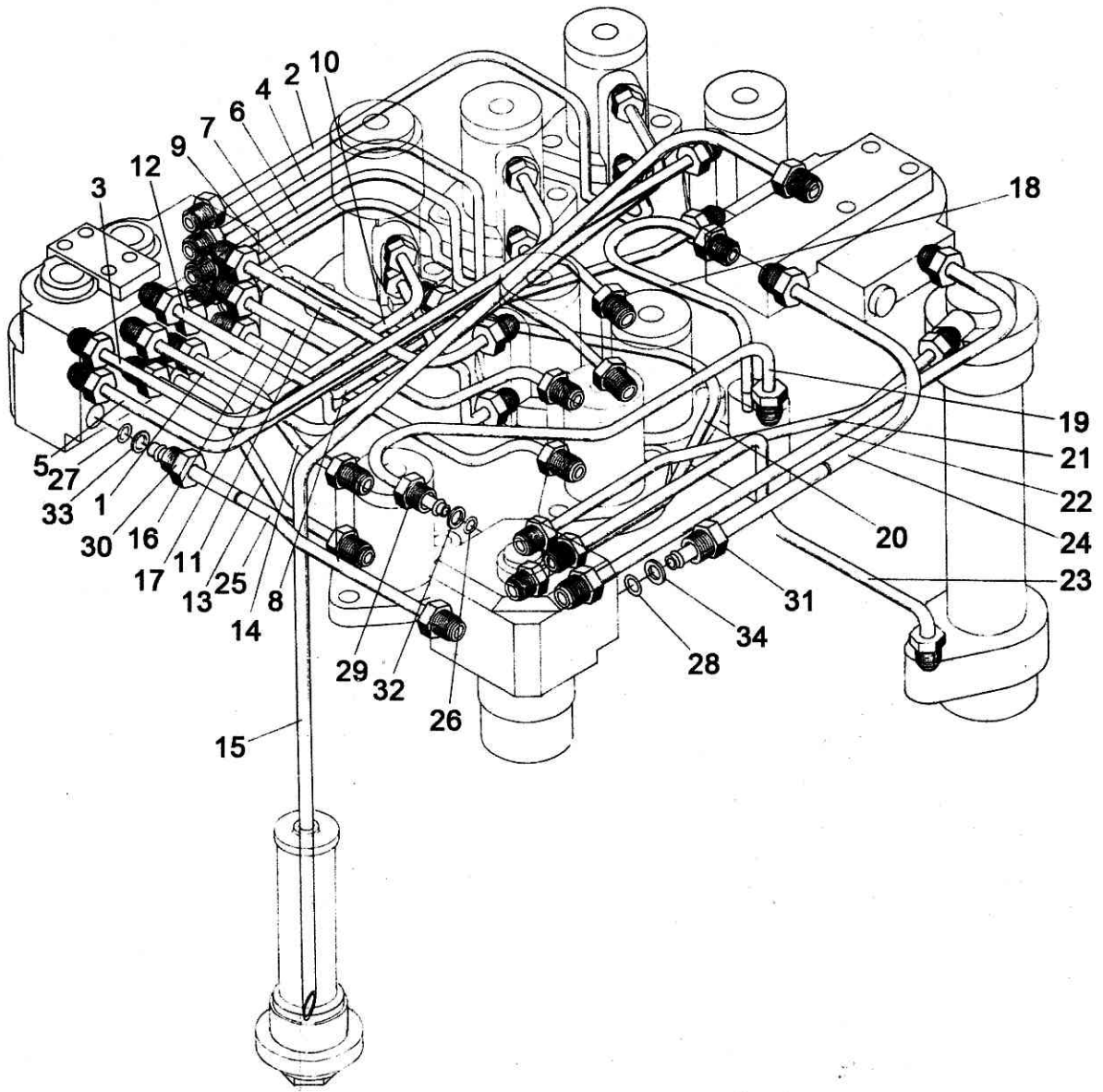


图 04-4 操纵机构  
 FIG 04-4 OPERATING MECHANISM

操 纵 机 构  
OPERATING MECHANISM

图上序号 POSITION No	件 号 PART No	名 称 DESCRIPTION	数量 Q'TY				附 注 REMARKS
			Z3040 × 16/1	Z3040 × 16/2	Z3050 × 16/1	Z3050 × 16/2	
1	44950	油管 OIL PIPE	1	1	1	1	
2	44951	油管 OIL PIPE	1	1	1	1	
3	44952	油管 OIL PIPE	1	1	1	1	
4	44953	油管 OIL PIPE	1	1	1	1	
5	44954	油管 OIL PIPE	1	1	1	1	
6	44955	油管 OIL PIPE	1	1	1	1	
7	44956	油管 OIL PIPE	1	1	1	1	
8	44957	油管 OIL PIPE	1	1	1	1	
9	44958	油管 OIL PIPE	1	1	1	1	
10	44959	油管 OIL PIPE	1	1	1	1	
11	44960	油管 OIL PIPE	1	1	1	1	
12	44961	油管 OIL PIPE	1	1	1	1	
13	44962	油管 OIL PIPE	1	1	1	1	
14	44963	油管 OIL PIPE	1	1	1	1	
15	44964	油管 OIL PIPE	1	1	1	1	

# 操 纵 机 构

## OPERATING MECHANISM

图上序号 POSITION No	件 号 PART No	名 称 DESCRIPTION	数量 Q' TY				附 注 REMARKS
			Z3040 × 16/1	Z3040 × 16/2	Z3050 × 16/1	Z3050 × 16/2	
16	44965	油管 OIL PIPE	1	1	1	1	
17	44966	油管 OIL PIPE	1	1	1	1	
18	44967	油管 OIL PIPE	1	1	1	1	
19	44968	油管 OIL PIPE	1	1	1	1	
20	44969	油管 OIL PIPE	1	1	1	1	
21	44970	油管 OIL PIPE	1	1	1	1	
22	44971	油管 OIL PIPE	1	1	1	1	
23	44972	油管 OIL PIPE	1	1	1	1	
24	44973	油管 OIL PIPE	1	1	1	1	
25	44974	油管 OIL PIPE	1	1	1	1	
26	G51-2	O型密封圈 9 × 1.9 O-RINGS	41	41	41	41	
27	G51-2	O型密封圈 11 × 1.9 O-RINGS	2	2	2	2	
28	G51-2	O型密封圈 13 × 1.9 O-RINGS	5	5	5	5	
29	SZSG91-1	管接头 6 PIPE JOINTS	41	41	41	41	
30	SZSG91-1	管接头 8 PIPE JOINTS	2	2	2	2	

# 操 纵 机 构

## OPERATING MECHANISM

图上序号 POSITION No	件 号 PART No	名 称 DESCRIPTION	数 量 Q' TY				附 注 REMARKS
			Z3040 × 16/1	Z3040 × 16/2	Z3050 × 16/1	Z3050 × 16/2	
31	SZSG91-1	管接头 10 PIPE JOINTS	5	5	5	5	
32	SZSG91-2	连接垫 6 GASKETS	41	41	41	41	
33	SZSG91-2	连接垫 8 GASKETS	2	2	2	2	
34	SZSG91-2	连接垫 10 GASKETS	5	5	5	5	

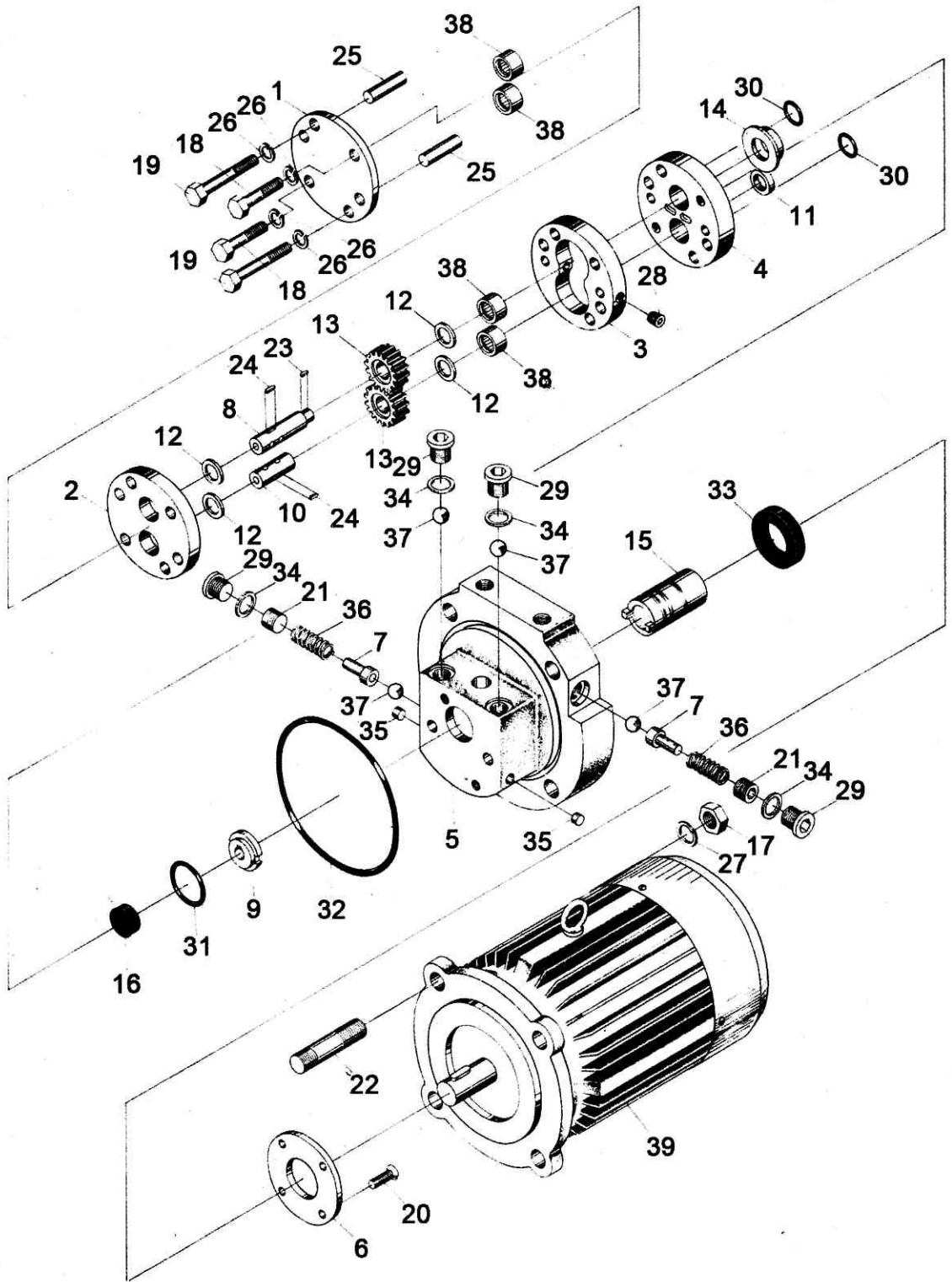


图 05-1 液压及夹紧机构  
 FIG 05-1 HYDRAULIC AND CLAMPING MECHANISM

图上序号 POSITION No	件 号 PART No	名 称 DESCRIPTION	数 量 Q' TY				附 注 REMARKS
			Z3040 X 16/1	Z3040 X 16/2	Z3050 X 16/1	Z3050 X 16/2	
1	45018	油泵盖板 COVER PLATE FOR OIL PUMP	1	1	1	1	
2	45019	油泵体 BODY OF OIL PUMP	1	1	1	1	
3	45020	油泵体 BODY OF OIL PUMP	1	1	1	1	
4	45021	油泵体 BODY OF OIL PUMP	1	1	1	1	
5	45022A	油泵底座 SEAT OF OIL PUMP	1	1	1	1	
6	45023	盖板 COVER	1	1	1	1	
7	45309	轴 SHAFTS	2	2	2	2	
8	45310	轴 SHAFT	1	1	1	1	
9	45311	接合套 JOINT SLEEVE	1	1	1	1	
10	45313	小轴 SMALL SHAFT	1	1	1	1	
11	45314	套 SLEEVE	1	1	1	1	
12	45315	垫圈 WASHERS	4	4	4	4	
13	45316	齿轮 GEARS	2	2	2	2	
14	45317	定心套 CENTRING SLEEVE	1	1	1	1	
15	45326A	接合套 JOINT SLEEVE	1	1	1	1	

图上序号 POSITION No	件 号 PART No	名 称 DESCRIPTION	数 量 Q' TY				附 注 REMARKS
			Z3040 × 16/1	Z3040 × 16/2	Z3050 × 16/1	Z3050 × 16/2	
16	45904	密封圈 SEAL RING	1	1	1	1	
17	J11-2	螺母 M10 NUTS	4	4	4	4	
18	J21-1	螺栓 M8 × 45 BOLTS	2	2	2	2	
19	J21-1	螺栓 M8 × 65 BOLTS	2	2	2	2	
20	J21-6	沉头螺钉 M6 × 12 COUNTERSUNK SCREWS	4	4	4	4	
21	J22-9	螺钉 M16 × 1.5 × 16 SCREWS	2	2	2	2	
22	J23-1	双头螺栓 M10 × 60 STUDS	4	4	4	4	
23	J31-1	平键 4d <sub>4</sub> × 4 × 8 FLAT KEY	1	1	1	1	
24	J31-1	平键 4d <sub>4</sub> × 4 × 10 FLAT KEYS	2	2	2	2	
25	J44-1	圆柱销 硬 8 × 40 CYLINDRICAL PINS HARD	2	2	2	2	
26	J54-1	弹簧垫圈 8 SPRING WASHERS	4	4	4	4	
27	J54-1	弹簧垫圈 10 SPRING WASHERS	4	4	4	4	
28	G38-3	油塞 Z1/8" PLUG	1	1	1	1	3.175mm
29	G38-4	油塞 M16 × 1.5 PLUGS	4	4	4	4	
30	G51-2	O型密封圈 20 × 2.4 O-RINGS	2	2	2	2	

图上序号 POSITION No	件 号 PART No	名 称 DESCRIPTION	数量 Q' TY				附 注 REMARKS
			Z3040 × 16/1	Z3040 × 16/2	Z3050 × 16/1	Z3050 × 16/2	
31	G51-2	O型密封圈 35×3.1 O-RING	1	1	1	1	
32	G51-2	O型密封圈 140×5.7 O-RING	1	1	1	1	
33	G51-4	油封 30×50 OIL SEAL	1	1	1	1	套 SET
34	SZSG52-3	密封垫圈 16 SEALING WASHERS	4	4	4	4	
35	Q56-1	堵塞 6 PLUGS	2	2	2	2	
36	Q81-1	压力弹簧 2×12×50 PRESSURE SPRINGS	2	2	2	2	
37	GB308-77	钢球 11 VI b STEEL BALLS	4	4	4	4	
38		轴承 941/15 BEARINGS	4	4	4	4	非标准 NONSTANDARD
39	Y802-4	电动机 ELECTRIC MOTOR	1	1	1	1	N=0.75KW



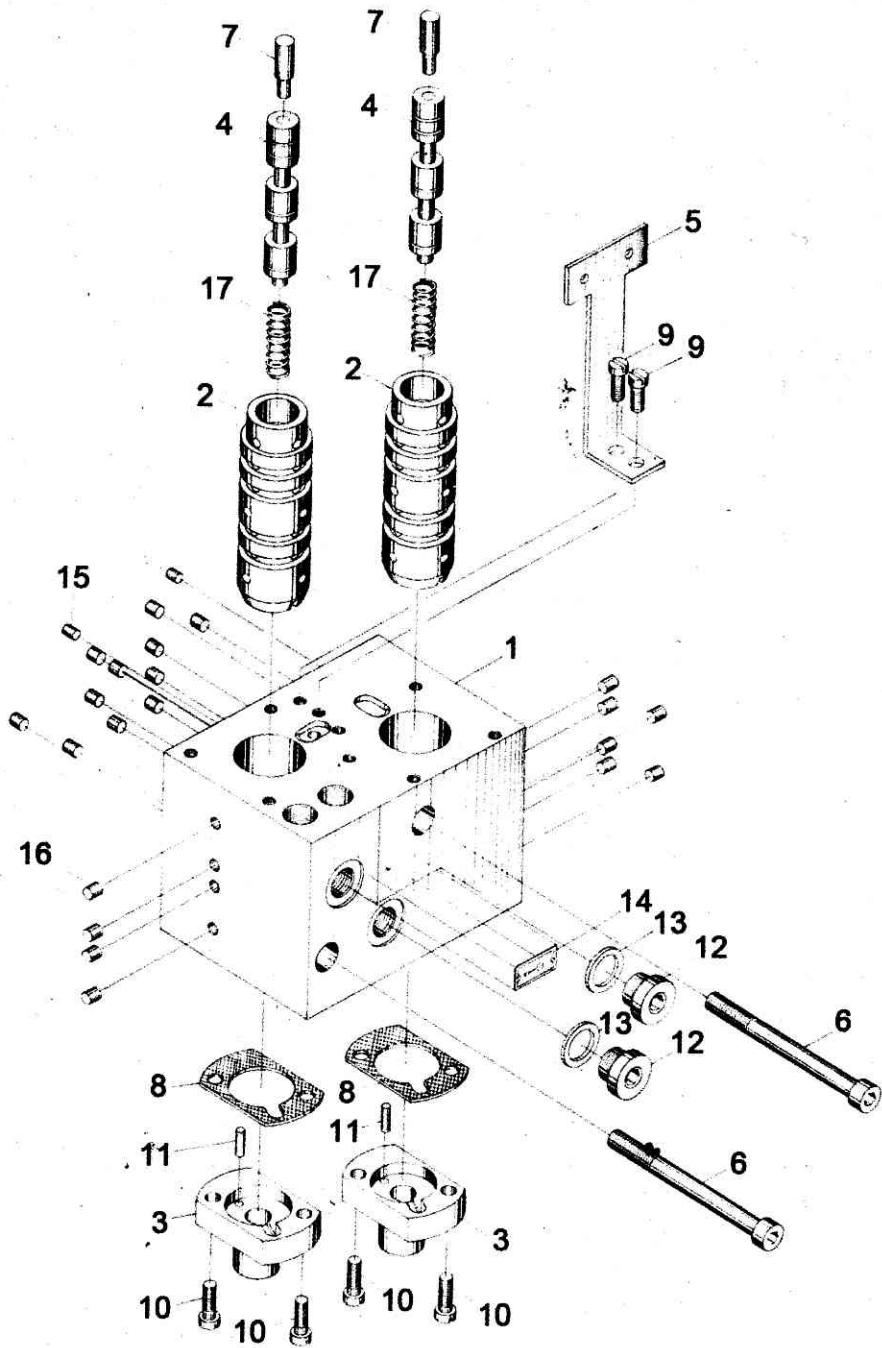


图 05-2 液压及夹紧机构  
 FIG 05-2 HYDRAULIC AND CLAMPING MECHANISM

图上序号 POSITION No	件 号 PART No	名 称 DESCRIPTION	数 量 Q' TY				附 注 REMARKS
			Z3040 × 16/1	Z3040 × 16/2	Z3050 × 16/1	Z3050 × 16/2	
1	451011A	分油器体 OIL DISTRIBUTOR BODY	1	1	1	1	
2	451012A	阀套 VALVE BUSHES	2	2	2	2	
3	451013A	底盖 BOTTOM COVERS	2	2	2	2	
4	451301A	阀杆 VALVE RODS	2	2	2	2	
5	451302A	支板 SUPPORT PLATE	1	1	1	1	
6	451303A	螺钉 SCREWS	2	2	2	2	
7	451801A	销 PINS	2	2	2	2	
8	451901A	垫 GASKETS	2	2	2	2	
9	J21-8	螺钉 锌M4 × 10 SCREWS ZINC	2	2	2	2	
10	J21-8	螺钉 M5 × 16 SCREWS	4	4	4	4	
11	J44-1	圆柱销 4 × 12 CYLINDRICAL PINS	2	2	2	2	
12	G38-1	油塞 M14 × 1.5 PLUGS	2	2	2	2	
13	SZSG52-3	密封垫圈 14 SEALING WASHERS	2	2	2	2	
14	SZSQ94-2	标牌 MARK PLATE	1	1	1	1	
15	Q56-1	堵塞 4 PLUGS	2	2	2	2	

部 别 05  
GROUP

# 液压及夹紧机构

插图号 05-2  
FIG No

## HYDRAULIC AND CLAMPING MECHANISM

图上序号 POSITION No	件 号 PART No	名 称 DESCRIPTION	数量 Q' TY				附 注 REMARKS
			Z3040 × 16/1	Z3040 × 16/2	Z3050 × 16/1	Z3050 × 16/2	
16	G56-1	堵塞 6 PLUGS	21	21	21	21	
17	Q81-1	压力弹簧 1×8×40 PRESSURE SPRINGS	2	2	2	2	

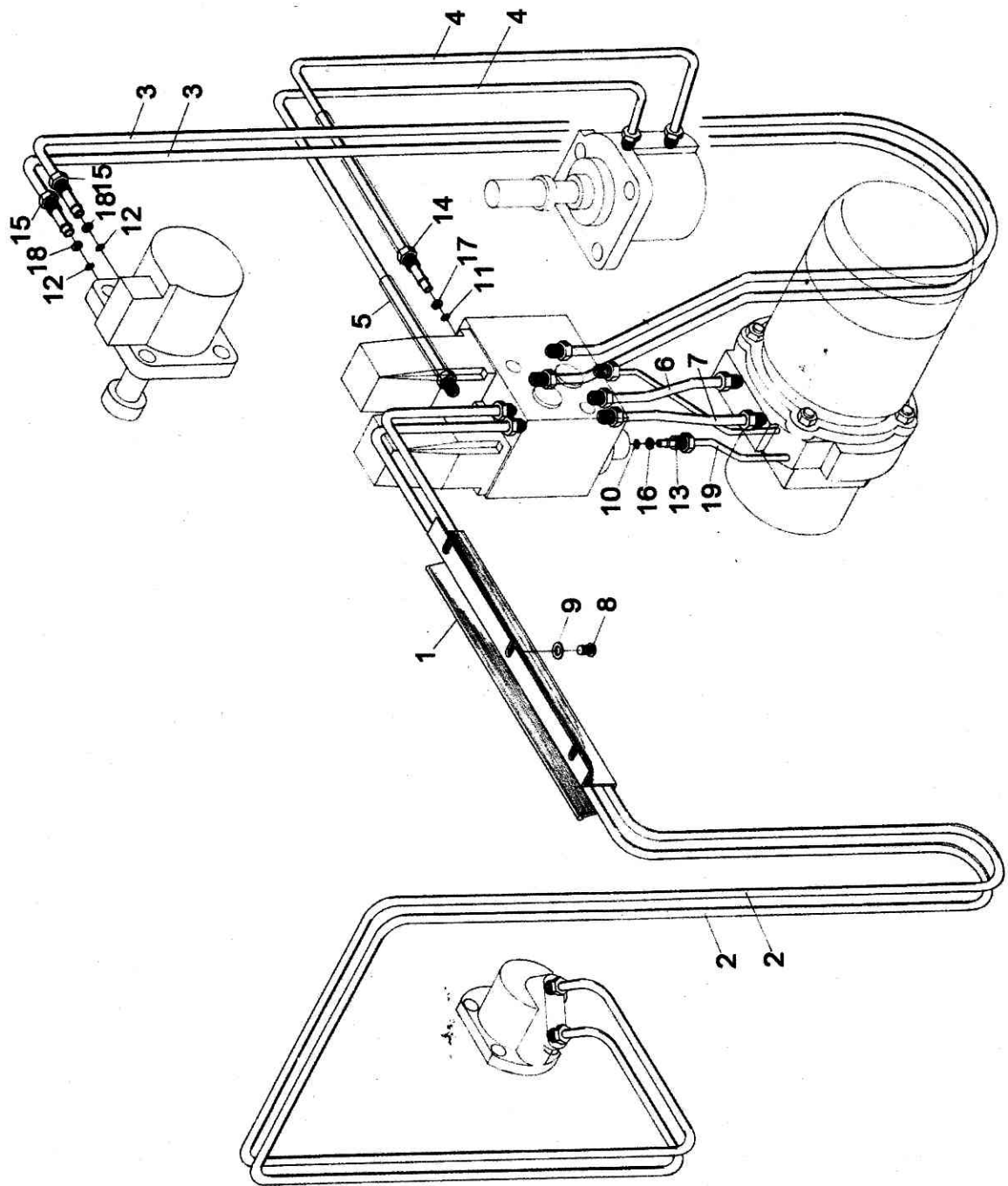


图 05-3 液压及夹紧机构  
 FIG 05-3 HYDRAULIC AND CLAMPING MECHANISM

部 别 05  
GROUP

# 液压及夹紧机构

插图号 05-3  
FIG No

## HYDRAULIC AND CLAMPING MECHANISM

图上序号 POSITION No	件号 PART No	名称 DESCRIPTION	数量 Q' TY				附注 REMARKS
			Z3040 X 16/1	Z3040 X 16/2	Z3050 X 16/1	Z3050 X 16/2	
1	45324A	挡板 BACK PLATE	1	1	1	1	
2	45951	油管 OIL PIPES	2	2	2	2	
3	45952	油管 OIL PIPES	2	2	2	2	
4	45953	油管 OIL PIPES	2	2	2	2	
5	45956	套管 DRIVE-PIPES	2	2	2	2	白色 WHITE
6	45957A	油管 OIL PIPE	1	1	1	1	
7	45958A	油管 OIL PIPE	1	1	1	1	
8	J21-4	螺钉 M6 × 10 SCREWS	3	3	3	3	
9	J51-1	精垫圈 6 FINISHING WASHERS	3	3	3	3	
10	G51-2	O型密封圈 7 × 1.9 O-RINGS	2	2	2	2	
11	G51-2	O型密封圈 9 × 1.9 O-RINGS	4	4	4	4	
12	G51-2	O型密封圈 11 × 1.9 O-RINGS	12	12	12	12	
13	SZSG91-1	管接头 4 PIPE JOINTS	2	2	2	2	
14	SZSG91-1	管接头 6 PIPE JOINTS	4	4	4	4	
15	SZSG91-1	管接头 8 PIPE JOINTS	12	12	12	12	

图上序号 POSITION No	件 号 PART No	名 称 DESCRIPTION	数 量 Q' TY				附 注 REMARKS
			Z3040 × 16/1	Z3040 × 16/2	Z3050 × 16/1	Z3050 × 16/2	
16	SZSG91-2	连接垫 4 GASKETS	2	2	2	2	
17	SZSG91-2	连接垫 6 GASKETS	4	4	4	4	
18	SZSG91-2	连接垫 8 GASKETS	12	12	12	12	
19	A62-8	尼龙管 4×3 NYLON PIPES	2	2	2	2	L=250mm

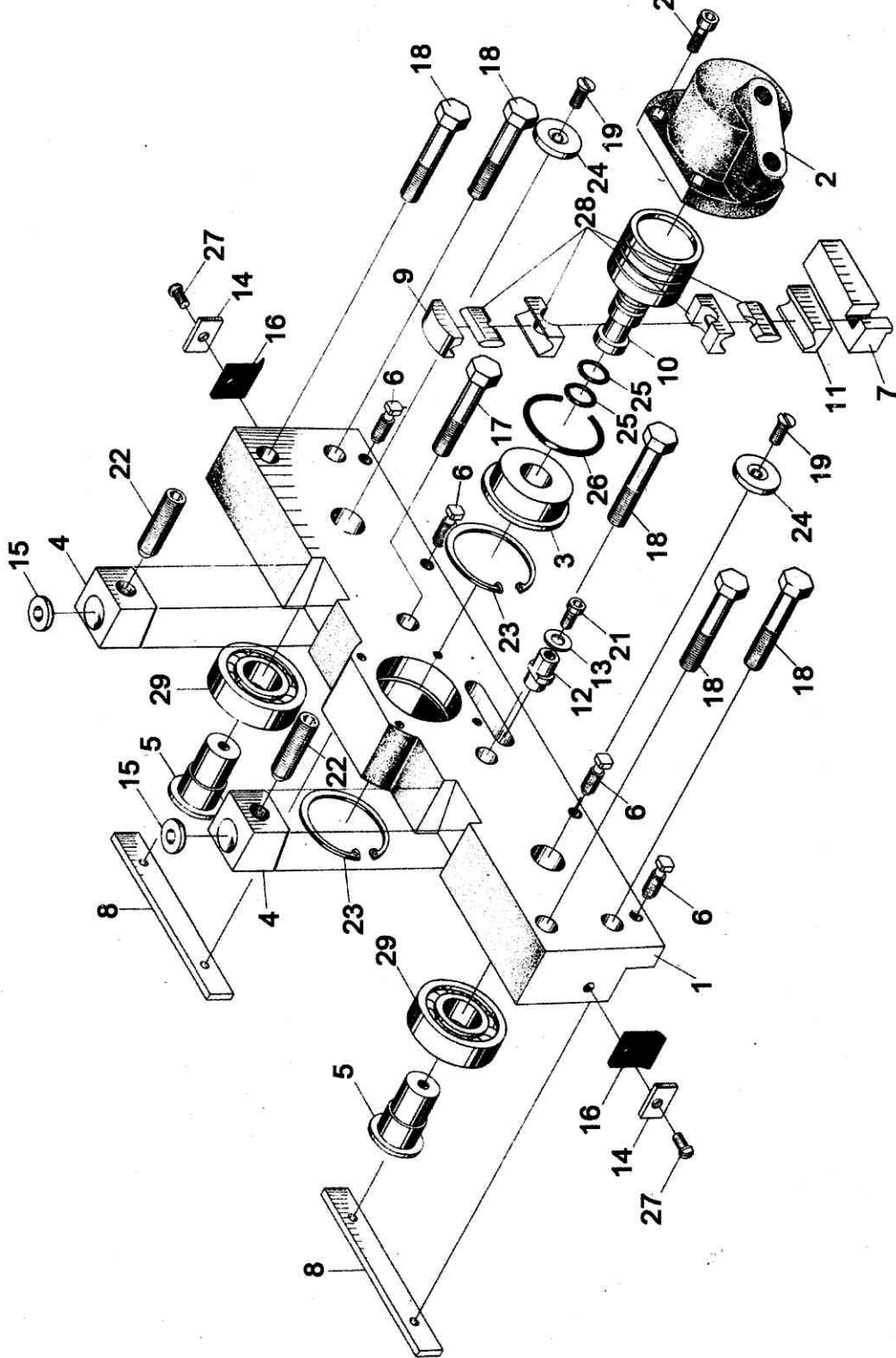


图 05-4 液压及夹紧机构

FIG 05-4 HYDRAULIC AND CLAMPING MECHANISM

图上序号 POSITION No	件 号 PART No	名 称 DESCRIPTION	数 量 Q' TY				附 注 REMARKS
			Z3040 X 16/1	Z3040 X 16/2	Z3050 X 16/1	Z3050 X 16/2	
1	45011A	制动架 BRAKE BRACKET	1	1	1	1	
2	45012	油缸 OIL CYLINDER	1	1	1	1	
3	45013	套 SLEEVE	1	1	1	1	
4	45014	楔块 WEDGES	2	2	2	2	
5	45301	支承轴 SUPPORTING SHAFTS	2	2	2	2	
6	45302	螺钉 SCREWS	4	4	4	4	
7	45303	夹紧块 CLAMP BLOCK	1	1	1	1	
8	45304	垫块 BEARERS	2	2	2	2	
9	45305	顶块 EJECTOR BLOCK	1	1	1	1	
10	45306	活塞 PISTON	1	1	1	1	
11	45307	压块 PUSH BLOCK	1	1	1	1	
12	45318	拉紧块 STRAIN BLOCK	1	1	1	1	
13	45319	垫 GASKET	1	1	1	1	
14	45321A	垫 GASKETS	2	2	2	2	
15	45325	垫圈 WASHERS	2	2	2	2	



图上序号 POSITION No	件 号 PART No	名 称 DESCRIPTION	数 量 Q' TY				附 注 REMARKS
			Z3040 × 16/1	Z3040 × 16/2	Z3050 × 16/1	Z3050 × 16/2	
16	45901	挡板 BACK PLATES	2	2	2	2	
17	J21-1	螺栓 M10 × 60 BOLT	1	1	1	1	
18	J21-1	螺栓 M10 × 65 BOLTS	5	5	5	5	
19	J21-6	沉头螺钉 M6 × 16 COUNTERSUNK SCREWS	2	2	2	2	
20	J21-9	螺钉 M6 × 16 SCREWS	4	4	4	4	
21	J21-9	螺钉 M8 × 16 SCREW	1	1	1	1	
22	J22-9	螺钉 M6 × 1.5 × 50 SCREWS	2	2	2	2	
23	J62-3	挡圈 60 SNAP RINGS	2	2	2	2	
24	J64-1	挡圈 B32 SNAP RINGS	2	2	2	2	
25	G51-2	O型密封圈 20 × 2.4 O-RINGS	2	2	2	2	
26	G51-2	O型密封圈 60 × 5.7 O-RING	1	1	1	1	
27	GB66	螺钉 锌 M4 × 10 SCREWS ZINC M4 × 10	2	2	2	2	
28	SZSQ32-1	菱形块 48 RHOMBIC BLOCK	1	1	1	1	套 SET
29	GB276-64	轴承 305 BEARINGS	2	2	2	2	

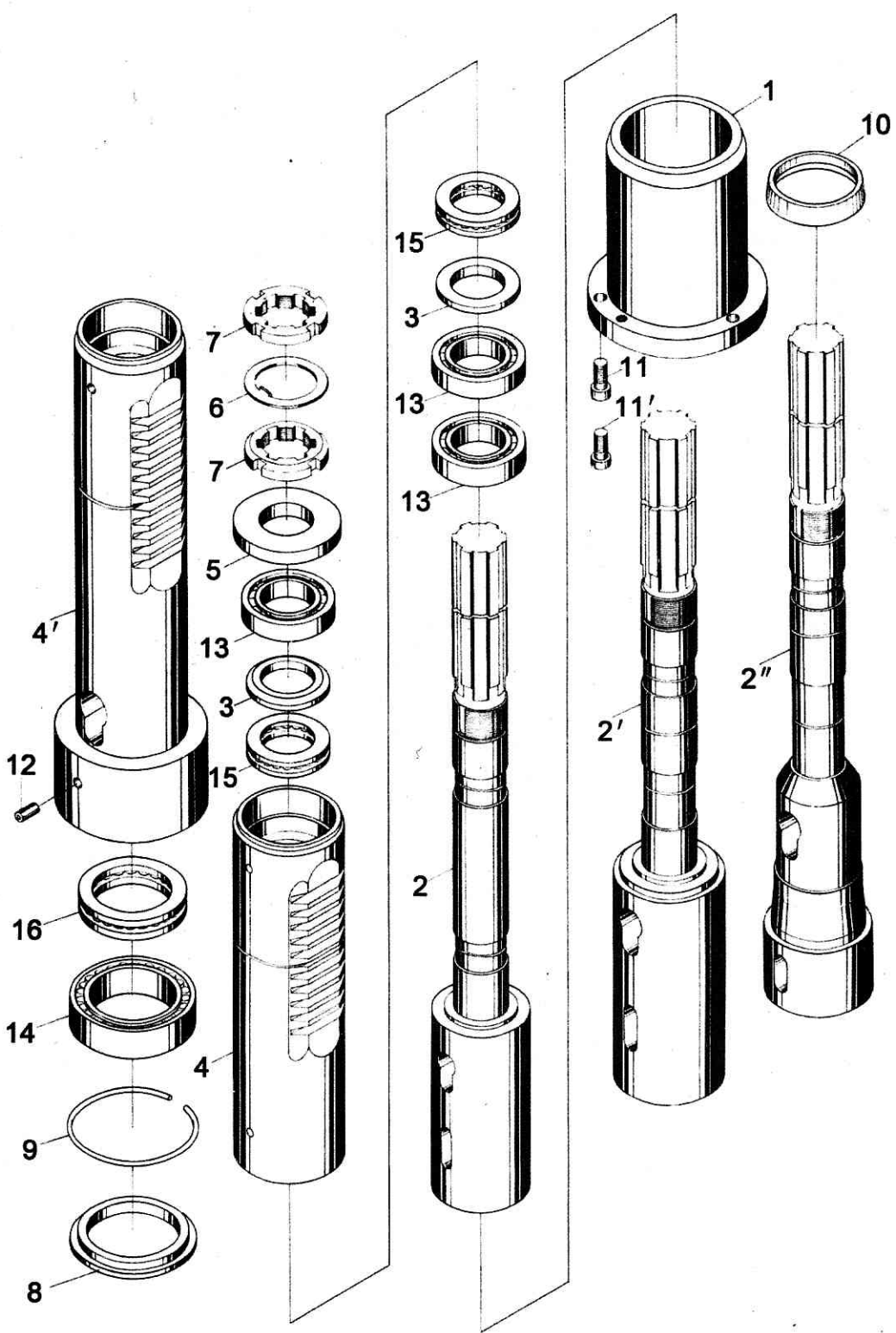


图 06-1 主轴及平衡机构

FIG 06-1 SPINDLE AND ITS BALANCING MECHANISM

图上序号 POSITION No	件 号 PART No	名 称 DESCRIPTION	数 量 Q' TY				附 注 REMARKS
			Z3040 X 16/1	Z3040 X 16/2	Z3050 X 16/1	Z3050 X 16/2	
1	46011	导向套 GUIDING SLEEVE	1	1	1	1	
2	46301	主轴 SPINDLE	1				莫氏: 4 MORSE TAPER: 4
2"	46301B	主轴 SPINDLE		1			
2'	56301	主轴 SPINDLE			1		
2"	56301B	主轴 SPINDLE				1	莫氏: 4 MORSE TAPER: 5
3	46302	垫圈 WASHERS	2	1	2	1	
4	46304	主轴套 QUILL	1		1		
4'	46304B	主轴套 QUILL		1		1	
5	46305	盖 COVER	1	1	1	1	
6	46306	垫圈 WASHER	1	1	1	1	
7	46307	螺母 NUTS	2	2	2	2	
8	56321B	调整圈 ADJUSTING PAD		1		1	
9	56322B	挡圈 SNAP RING		1		1	
10	56902B	密封环 SEAL RING				1	
11	J21-9	螺钉 M8 x 20 SCREWS	3	3	3		

部 别 06  
GROUP

# 主轴及平衡机构

插图号 06-1  
FIG No

## SPINDLE AND ITS BALANCING MECHANISM

图上序号 POSITION No	件号 PART No	名称 DESCRIPTION	数量 Q' TY				附注 REMARKS
			Z3040 X 16/1	Z3040 X 16/2	Z3050 X 16/1	Z3050 X 16/2	
11	J21-8	螺钉 M8 x 16 SCREWS				3	
12	R71-1	油杯 6 OIL CUP				1	
13	GB276-64	轴承 D108 BEARINGS	3	1	3	1	
14	GB285-64	轴承 3182113 BEARING		1		1	
15	GB301-64	轴承 D8108 BEARINGS	2	1	2	1	
16	GB301-64	轴承 D8112 BEARING		1		1	

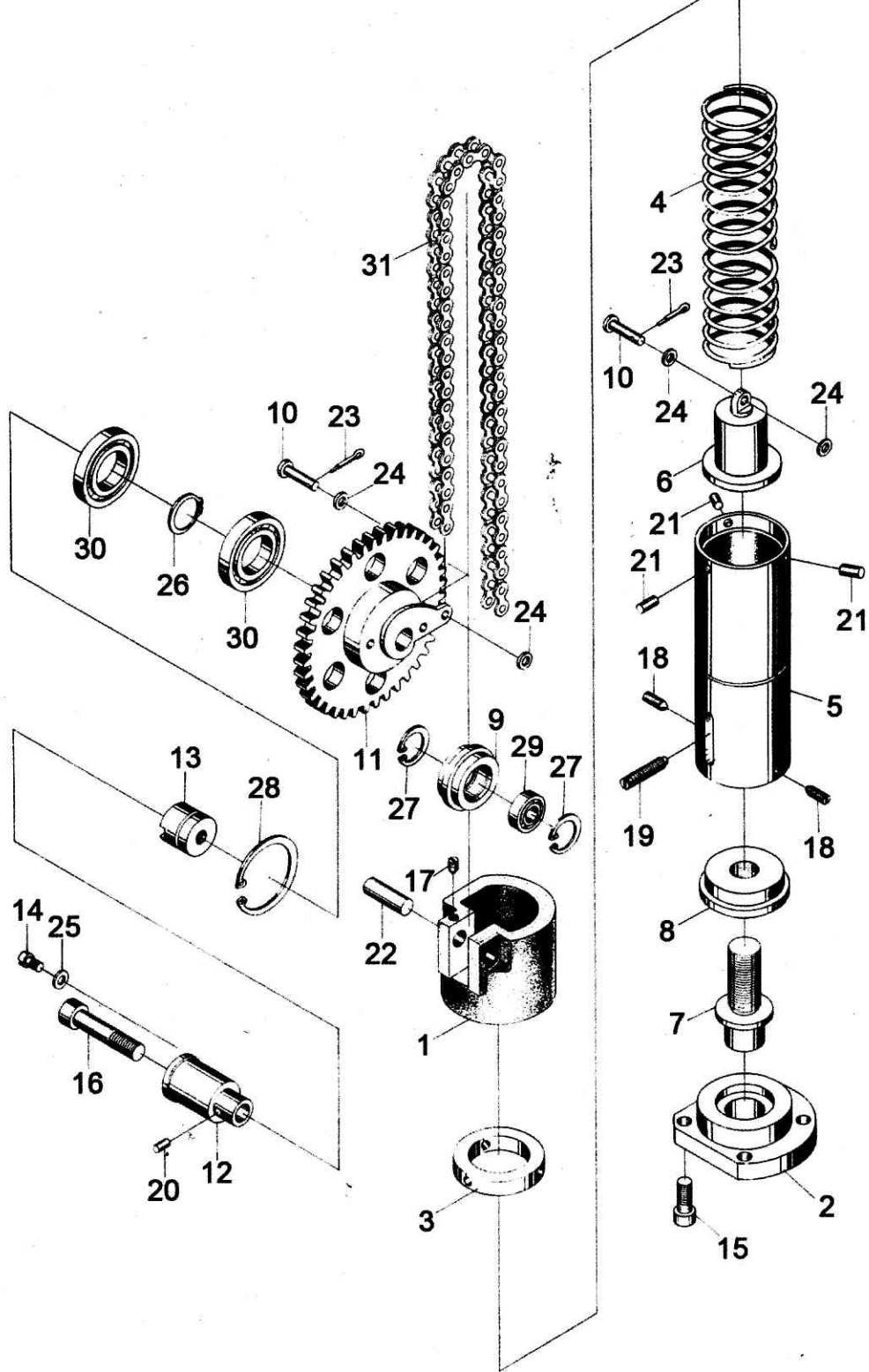


图 06-2 主轴及平衡机构

FIG 06-2 SPINDLE AND ITS BALANCING MECHANISM

图上序号 POSITION No	件 号 PART No	名 称 DESCRIPTION	数 量 Q' TY				附 注 REMARKS
			Z3040 × 16/1	Z3040 × 16/2	Z3050 × 16/1	Z3050 × 16/2	
1	46012	支架 SUPPORT	1	1	1	1	
2	46013	支座 SUPPORT BRACKET	1	1	1	1	
3	46308	套 SLEEVE	1	1	1	1	
4	46309	弹簧 SPRING	1	1	1	1	
5	46310	套筒 QILL	1	1	1	1	
6	46311	支承座 SUPPORTING BRACKET	1	1	1	1	
7	46312	调整螺杆 ADJUSTABLE LEADSCREW	1	1	1	1	
8	46313	螺座 SCREW BRACKET	1	1	1	1	
9	46314	链轮 CHAIN WHEEL	1	1	1	1	
10	46315	销钉 PINS	2	2	2	2	
11	46316	凸轮 CAM	1	1	1	1	
12	46317	轴 SHAFT	1	1	1	1	
13	46318	轴套 SHAFT SLEEVE	1	1	1	1	
14	J21-8	螺钉 M6 × 10 SCREW	1	1	1	1	
15	J21-9	螺钉 M8 × 20 SCREWS	4	4	4	4	

图上序号 POSITION No	件号 PART No	名称 DESCRIPTION	数量 Q'TY				附注 REMARKS
			Z3040 × 16/1	Z3040 × 16/2	Z3050 × 16/1	Z3050 × 16/2	
16	J21-9	螺钉 M8 × 55 SCREW	1	1	1	1	
17	J22-4	螺钉 M6 × 8 SCREW	1	1	1	1	
18	J22-4	螺钉 M6 × 12 SCREWS	2	2	2	2	
19	J22-6	螺钉 M8 × 30 SCREW	1	1	1	1	
20	J44-1	圆柱销 3 × 6 CYLINDRICAL PIN	1	1	1	1	
21	J44-1	圆柱销 4 × 10 CYLINDRICAL PINS	3	3	3	3	
22	J44-1	圆柱销 10h8 × 35 CYLINDRICAL PIN	1	1	1	1	
23	J44-9	开口销 1.5 × 12 SPLIT PINS	2	2	2	2	
24	J51-1	垫圈 4 WASHERS	4	4	4	4	
25	J51-1	垫圈 6 WASHER	1	1	1	1	
26	J62-2	挡圈 25 SNAP RING	1	1	1	1	
27	J62-3	挡圈 26 SNAP RINGS	2	2	2	2	
28	J62-3	挡圈 47 SNAP RING	1	1	1	1	
29	GB276-64	轴承 100 BEARING	1	1	1	1	
30	GBW76-64	轴承 7000105 BEARINGS	2	2	2	2	
31	A13-1	链条 T=12.7mm CHAIN	1	1	1	1	L=647.7mm

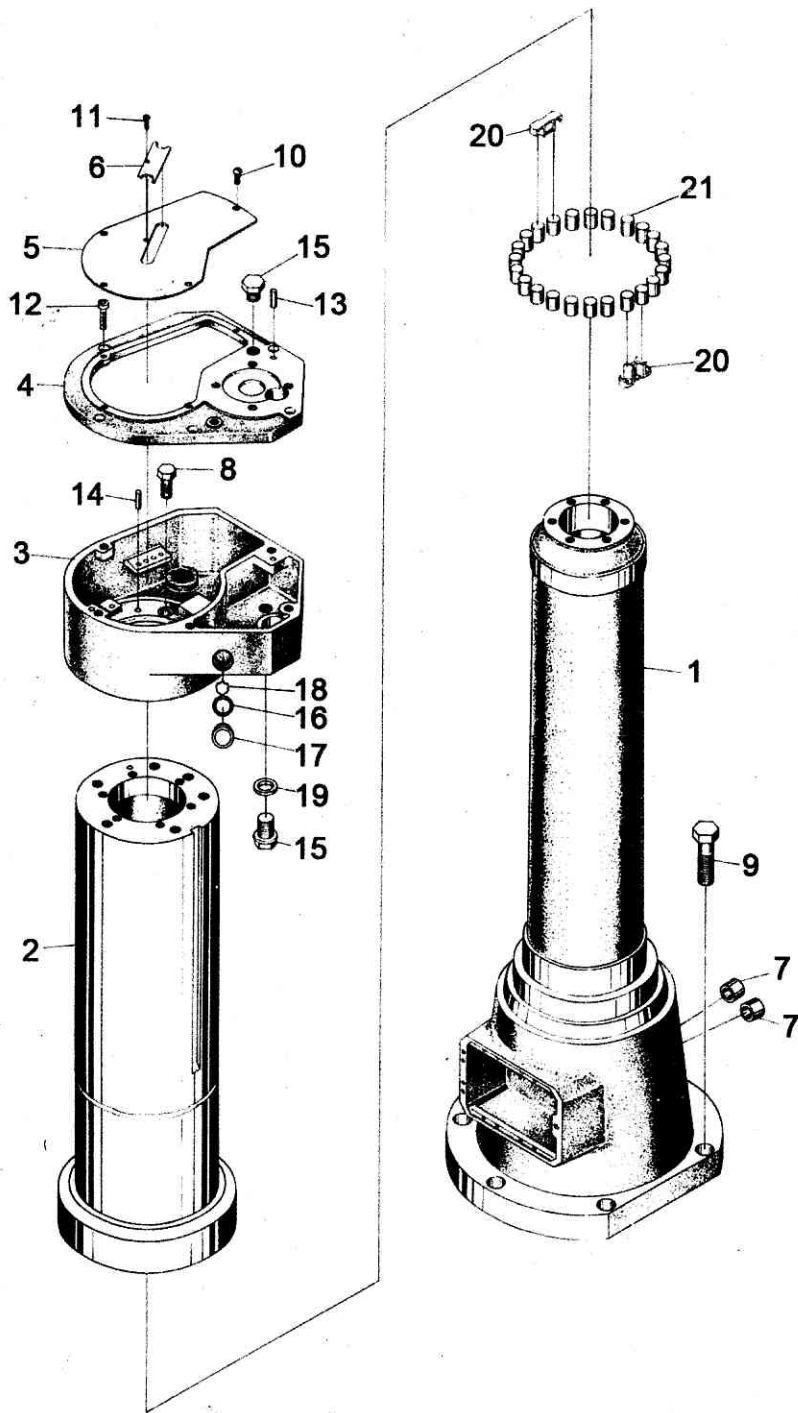


图 07-1 立柱、摇臂升降及冷却

FIG 07-1 COLUMN, ARM ELEVATING AND COOLING DEVICE



# 立柱、摇臂升降及冷却

## COLUMN, ARM ELEVATING AND COOLING DEVICE

图上序号 POSITION No	件号 PART No	名称 DESCRIPTION	数量 Q'TY				附注 REMARKS
			Z3040 X 16/1	Z3040 X 16/2	Z3050 X 16/1	Z3050 X 16/2	
1	47012A	内柱 INNER COLUMN	1	1	1	1	
2	47013A	外柱 OUTER COLUMN	1	1	1	1	
3	47014A	壳体 SHELL	1	1	1	1	
4	47030A	盖 COVER	1	1	1	1	
5	47305	盖 COVER	1	1	1	1	
6	47313	盖 COVER	1	1	1	1	
7	47320	套 SLEEVES	2	2	2	2	
8	J21-1	螺栓 M16 × 50 BOLTS	5	5	5	5	
9	J21-1	螺栓 M30 × 110 BOLTS	6	6	6	6	
10	J21-4	螺钉 M6 × 10 SCREWS	4	4	4	4	
11	J21-8	螺钉 M4 × 6 SCREW	1	1	1	1	
12	J21-9	螺钉 M8 × 35 SCREWS	5	5	5	5	
13	J44-2	圆柱销 A10 × 40 CYLINDRICAL PINS	2	2	2	2	
14	J44-2	圆柱销 B10 × 40 CYLINDRICAL PIN	1	1	1	1	
15	G38-2	螺塞 M16 × 1.5 SCREW PLUGS	2	2	2	2	

部 别 07  
GROUP

# 立柱、摇臂升降及冷却

插图号 07-1  
FIG No

## COLUMN, ARM ELEVATING AND COOLING DEVICE

图上序号 POSITION No	件号 PART No	名称 DESCRIPTION	数量 Q' TY				附注 REMARKS
			Z3040 X 16/1	Z3040 X 16/2	Z3050 X 16/1	Z3050 X 16/2	
16	G51-2	O型密封圈 52 × 3.5 O-RING	1	1	1	1	
17	R51-2-91	油标盖 B32 COVER OF OIL LEVEL	1	1	1	1	
18	R51-3-92	幕板 32 CURTAIN PLATE	1	1	1	1	
19	SZSG52-3	密封垫圈 16 SEALING WASHER	1	1	1	1	
20	SZSQ75-1	分离架 SEPARATOR BRACKETS	24	24	24	24	
21	SZSQ75-2	滚柱 ROLLERS	24	24	24	24	

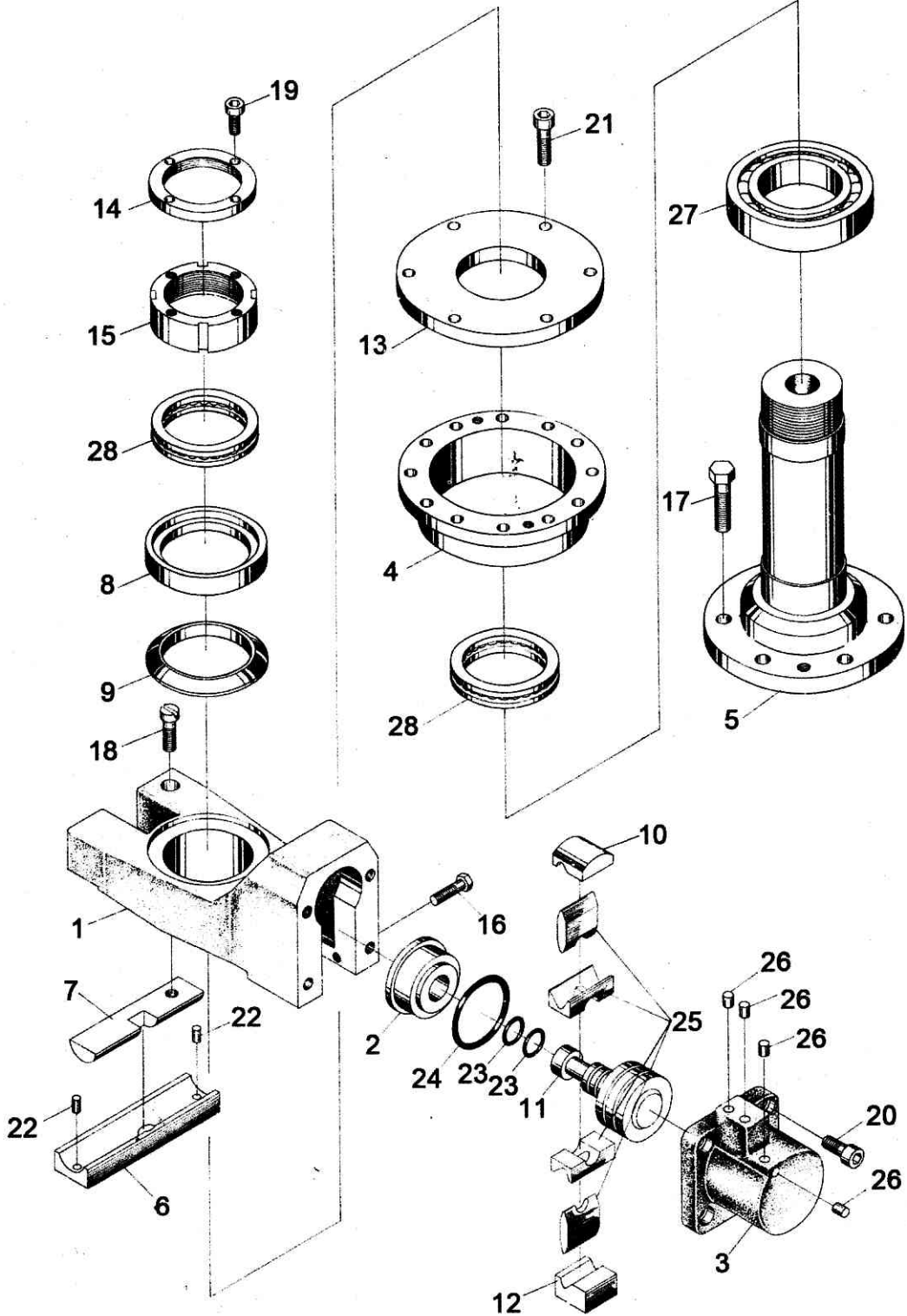


图 07-2 立柱、摇臂升降及冷却  
 FIG 07-2 COLUMN, ARM ELEVATING AND COOLING DEVICE

图上序号 POSITION No	件 号 PART No	名 称 DESCRIPTION	数 量 Q' TY				附 注 REMARKS
			Z3040 X 16/1	Z3040 X 16/2	Z3050 X 16/1	Z3050 X 16/2	
1	47015	杠杆 PRY BAR	1	1	1	1	
2	47017	套 SLEEVE	1	1	1	1	
3	47018	油缸 OIL CYLINDER	1	1	1	1	
4	47019	偏心套 ECCENTRIC SLEEVE	1	1	1	1	
5	47020	柱顶 CAPITAL	1	1	1	1	
6	47021	垫块 BEARER	1	1	1	1	
7	47301	浮动块 FLOATING BLOCK	1	1	1	1	
8	47302	上球面垫 (UPPER) SPHERICAL WASHER	1	1	1	1	
9	47303	下球面垫 (LOWER) SPHERICAL WASHER	1	1	1	1	
10	47306	半圆块 ARCH BLOCK	1	1	1	1	
11	47308	活塞 PISTON	1	1	1	1	
12	47310	承压块 SUPPORTING BLOCK	1	1	1	1	
13	47311	圆板弹簧 DISC SPRING	1	1	1	1	
14	47325	螺母 NUT	1	1	1	1	
15	47326	螺母 NUT	1	1	1	1	

图上序号 POSITION No	件 号 PART No	名 称 DESCRIPTION	数量 Q'TY				附 注 REMARKS
			Z3040 × 16/1	Z3040 × 16/2	Z3050 × 16/1	Z3050 × 16/2	
16	J21-1	螺栓 M8 × 40 BOLT	1	1	1	1	
17	J21-1	螺钉 M16 × 20 SCREWS	6	6	6	6	
18	J21-8	螺钉 M8 × 25 SCREW	1	1	1	1	
19	J21-9	螺钉 M8 × 25 SCREWS	4	4	4	4	
20	J21-9	螺钉 M12 × 30 SCREWS	4	4	4	4	
21	J21-9	螺钉 M12 × 45 SCREWS	6	6	6	6	
22	J44-1	圆柱销 4 × 10 CYLINDRICAL PINS	2	2	2	2	
23	G51-2	O型密封圈 30 × 3.1 O-RINGS	2	2	2	2	
24	G51-2	O型密封圈 80 × 5.7 O-RING	1	1	1	1	
25	SZSQ32-1	菱形块 120 RHOMBIC BLOCK	1	1	1	1	套 SET
26	Q56-1	堵塞 6 PLUGS	4	4	4	4	
27	GB276-64	轴承 217 BEARING	1	1	1	1	
28	GB301-64	轴承 8117 BEARINGS	2	2	2	2	

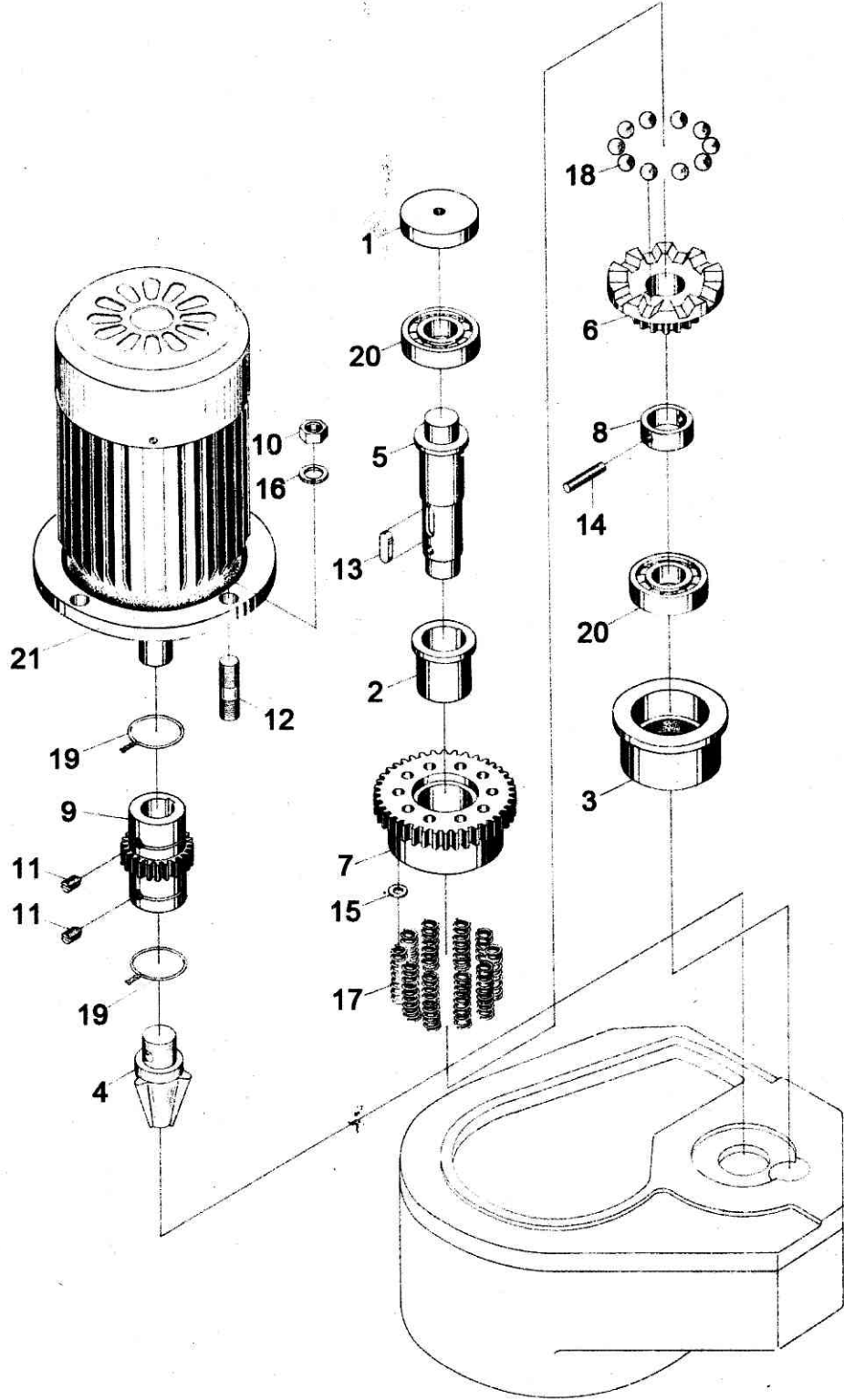


图 07-3 立柱、摇臂升降及冷却

FIG 07-3 COLUMN, ARM ELEVATING AND COOLING DEVICE

图上序号 POSITION No	件号 PART No	名称 DESCRIPTION	数量 Q'TY				附注 REMARKS
			Z3040 × 16/1	Z3040 × 16/2	Z3050 × 16/1	Z3050 × 16/2	
1	47022	堵 PLUG	1	1	1	1	
2	47023	轴套 SHAFT SLEEVE	1	1	1	1	
3	47026	套 SLEEVE	1	1	1	1	
4	47031A	飞溅器 SPLASHER	1	1	1	1	
5	47037	小轴 SMALL SHAFT	1	1	1	1	
6	47309	齿轮离合器 GEAR CLUTCH	1	1	1	1	
7	47314	齿轮 GEAR	1	1	1	1	
8	47324	垫圈 WASHER	1	1	1	1	
9	47338A	齿轮 GEAR	1	1	1	1	
10	J11-1	螺母 M10 NUTS	4	4	4	4	
11	J22-4	螺钉 M6 × 16 SCREWS	2	2	2	2	
12	J23-1	双头螺栓 M10 × 25 STUDS	4	4	4	4	
13	J31-1	平键 6 × 6 × 20 FLAT KEY	1	1	1	1	
14	J41-1	圆锥销 4 × 35 ROUND TAPER PIN	1	1	1	1	
15	J51-1	精垫圈 4 FINISHING WASHERS	20	20	20	20	

部 别 07  
GROUP

# 立柱、摇臂升降及冷却

插图号 07-3  
FIG No

## COLUMN, ARM ELEVATING AND COOLING DEVICE

图上序号 POSITION No	件 号 PART No	名 称 DESCRIPTION	数量 Q' TY				附 注 REMARKS
			Z3040 × 16/1	Z3040 × 16/2	Z3050 × 16/1	Z3050 × 16/2	
16	J54-1	弹簧垫圈 10 SPRING WASHERS	4	4	4	4	
17	Q81-1	压力弹簧 1.6 × 10 × 35 PRESSURE SPRINGS	10	10	10	10	
18	GB308-77	钢球 7/16" STEEL BALLS	10	10	10	10	11.112mm
19	GB343-82	低碳钢丝 φ1 LOW CARBON WIRE	1	1	1	1	L=130mm
20	GB276-64	轴承 204 BEARINGS	2	2	2	2	
21	Y90L-4	电动机 ELECTRIC MOTOR	1	1	1	1	N=1.5KW



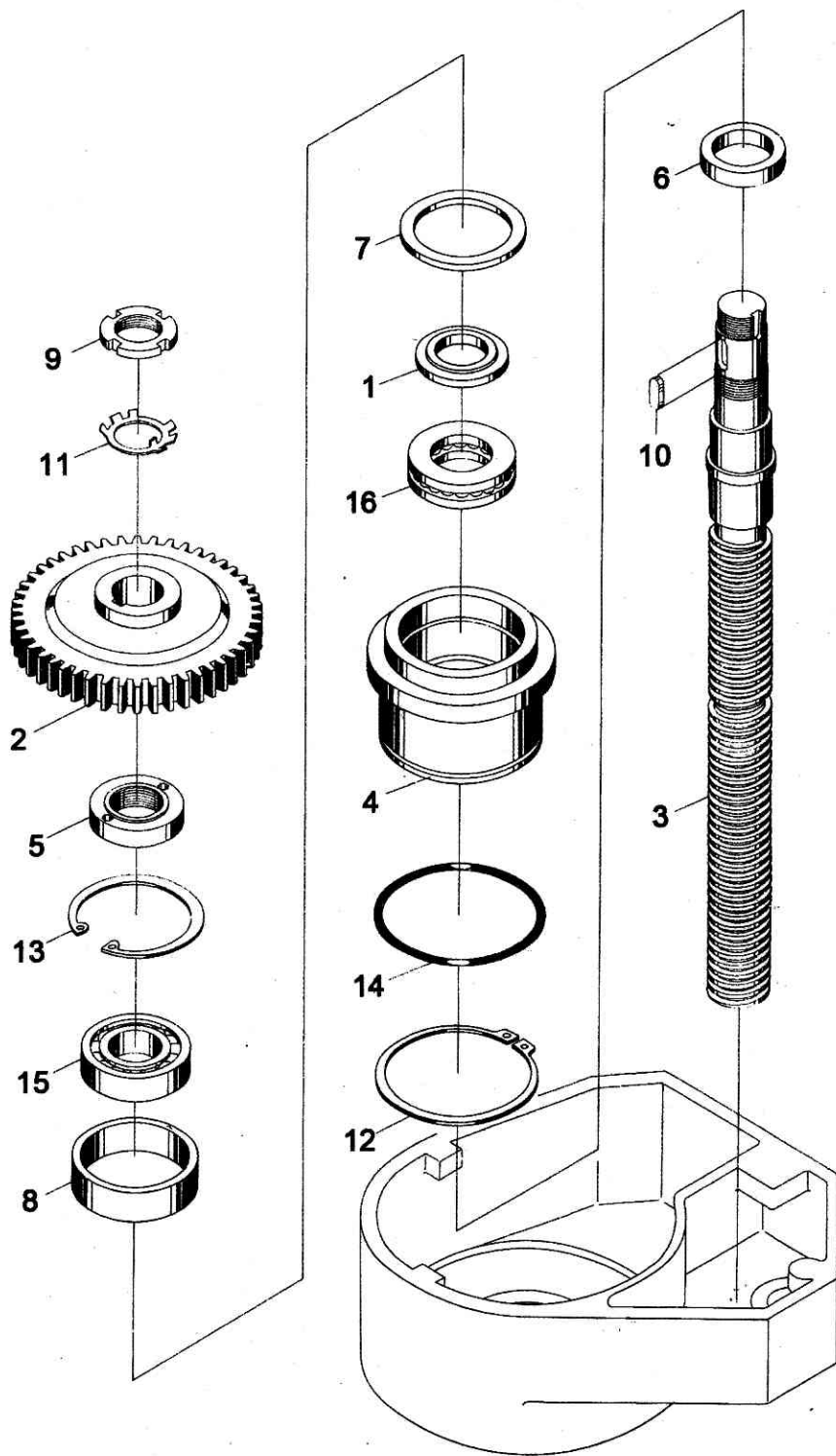


图 07-4 立柱、摇臂升降及冷却  
 FIG 07-4 COLUMN, ARM ELEVATING AND COOLING DEVICE

图上序号 POSITION No	件号 PART No	名称 DESCRIPTION	数量 Q'TY				附注 REMARKS
			Z3040 × 16/1	Z3040 × 16/2	Z3050 × 16/1	Z3050 × 16/2	
1	47025	垫圈 WASHER	1	1	1	1	
2	47315	齿轮 GEAR	1	1	1	1	
3	47317	丝杠 LEAD SCREW	1	1	1	1	
4	47318	轴承座 BEARING SEAT	1	1	1	1	
5	47319	螺母 NUT	1	1	1	1	
6	47323	垫圈 WASHER	1	1	1	1	
7	47327	垫 GASKET	1	1	1	1	
8	47328	套 SLEEVE	1	1	1	1	
9	J14-4	圆螺母 ROUND NUT	1	1	1	1	
10	J31-1	平键 8×7×20 FLAT KEY	1	1	1	1	
11	J55-1	止退垫圈 27 STOP WASHER	1	1	1	1	
12	J62-2	挡圈 85 SNAP RING	1	1	1	1	
13	J62-3	挡圈 70 SNAP RING	1	1	1	1	
14	G51-2	O型密封圈 95×3.1 O-RING	1	1	1	1	
15	GB276-64	轴承 206 BEARING	1	1	1	1	
16	GB301-64	轴承 8207 BEARING	1	1	1	1	

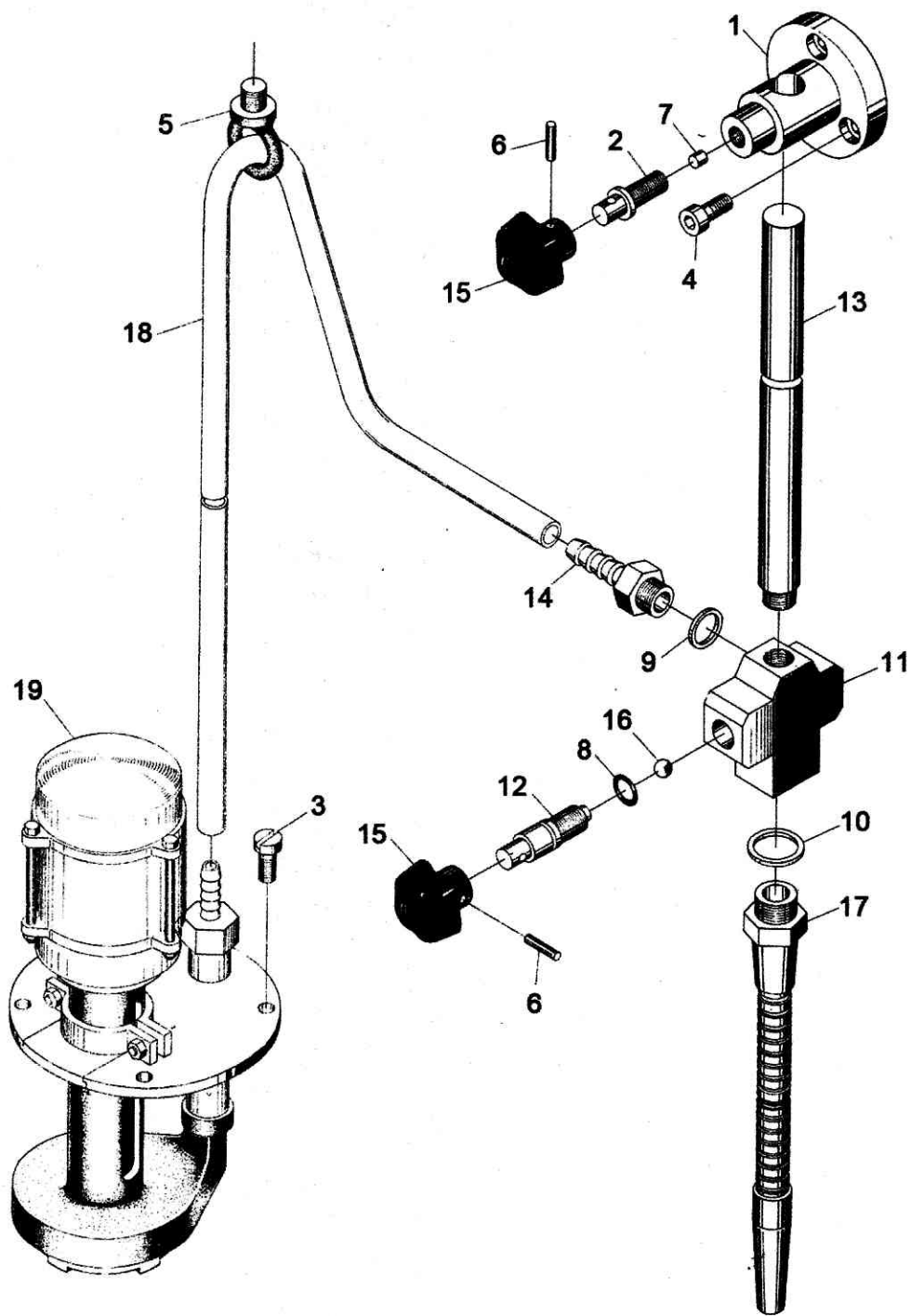


图 07-5 立柱、摇臂升降及冷却  
 FIG 07-5 COLUMN, ARM ELEVATING AND COOLING DEVICE

图上序号 POSITION No	件 号 PART No	名 称 DESCRIPTION	数 量 Q' TY				附 注 REMARKS
			Z3040 × 16/1	Z3040 × 16/2	Z3050 × 16/1	Z3050 × 16/2	
1	47027A	冷却支架 COOLING SUPPORT	1	1	1	1	
2	47332A	螺钉 SCREW	1	1	1	1	
3	J21-8	螺钉 M8 × 25 SCREWS	4	4	4	4	
4	J21-9	螺钉 M6 × 16 SCREWS	3	3	3	3	
5	J29-3	环首螺钉 M10 EYE SCREW	1	1	1	1	
6	J41-1	圆锥销 3 × 18 ROUND TAPER PINS	2	2	2	2	
7	J51-9	垫块 4 × 3.5 BEARER	1	1	1	1	
8	G51-2	O型密封圈 14 × 2.4 O-RING	1	1	1	1	
9	SZSG52-3	密封垫圈 12 SEALING WASHER	1	1	1	1	
10	SZSG52-3	密封垫圈 18 SEALING WASHER	1	1	1	1	
11	SZSL91-2-31	活栓体 VALVE BODY	1	1	1	1	
12	SZSL91-2-32	轴 SHAFT	1	1	1	1	
13	SZSL91-2-33	支杆 400 BEARING ROD	1	1	1	1	
14	SZSL91-2-34	管接头 PIPE JOINT	1	1	1	1	
15	Z64-3	十字把手 8 CROSS HANDLES	2	2	2	2	

部 别 07  
GROUP

# 立柱、摇臂升降及冷却

## COLUMN, ARM ELEVATING AND COOLING DEVICE

插图号 07-5  
FIG No

图上序号 POSITION No	件号 PART No	名称 DESCRIPTION	数量 Q' TY				附注 REMARKS
			Z3040 × 16/1	Z3040 × 16/2	Z3050 × 16/1	Z3050 × 16/2	
16	GB308-64	钢球 8 VI b STEEL BALL	1	1	1	1	
17		冷却软管 10~13 × 300 COOLING SOFT PIPE	1	1	1	1	非标准 NON-STANDARD
18	A62-2	半透明塑料管 2.5 × 8 × 3000 TRANSLUCENT PLASTIC PIPE	1	1	1	1	
19	AOB-25	冷却泵 COOLING PUMP	1	1	1	1	N=90W

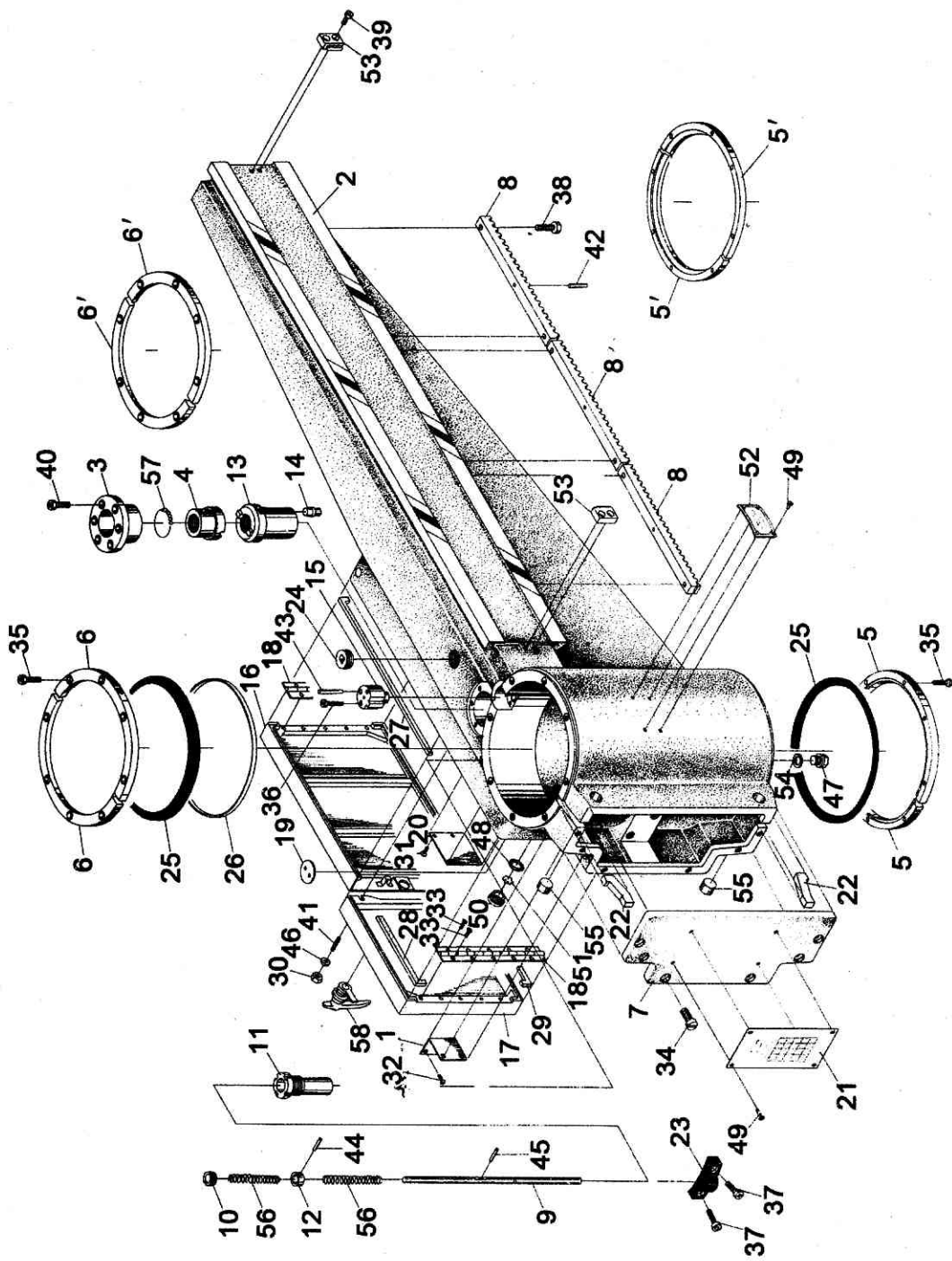


图 08-1 摇臂、夹紧及润滑  
 FIG 08-1 ARM, CLAMPING AND LUBRICATING DEVICE

部 别 08  
GROUP

插图号 08-1  
FIG No

# 摇臂、夹紧及润滑

## ARM, CLAMPING AND LUBRICATING DEVICE

图上序号 POSITION No	件号 PART No	名称 DESCRIPTION	数量 Q'TY				附注 REMARKS
			Z3040 X 16/1	Z3040 X 16/2	Z3050 X 16/1	Z3050 X 16/2	
1	45320	挡板 BACK PLATE	1	1	1	1	
2	48011ASB	摇臂 RADIAL ARM	1	1	1	1	
3	48012	压盖 COVER	1	1	1	1	
4	48013	螺母 NUT	1	1	1	1	
5	48019	压圈 PRESSURING RINGS	2	2	2	2	发蓝 BLUEING
5'	48024A	压圈 PRESSURING RINGS	2	2	2	2	电镀 ELECTRO- PLATING
6	48020A	压圈 PRESSURING RINGS	2	2	2	2	发蓝 BLUEING
6'	48022A	压圈 PRESSURING RINGS	2	2	2	2	电镀 ELECTRO- PLATING
7	48023A	端盖 END COVER	1	1	1	1	
8	48301	齿条 RACKS	3	3	3	3	
9	48304A	撞杆 LIMIT BAR	1	1	1	1	
10	48305	螺钉 SCREW	1	1	1	1	
11	48306	套 SLEEVE	1	1	1	1	
12	48307	垫圈 WASHER	1	1	1	1	
13	48311	螺母 NUT	1	1	1	1	

图上序号 POSITION No	件号 PART No	名称 DESCRIPTION	数量 Q'TY				附注 REMARKS
			Z3040 X 16/1	Z3040 X 16/2	Z3050 X 16/1	Z3050 X 16/2	
14	48312	撞销 LIMIT PIN	1	1	1	1	
15	48313	导向键 GUIDING KEY	1	1	1	1	
16	48315	左电器箱盖 COVER OF ELECTRIC CABINET (LEFT)	1	1	1	1	
17	48316	右电器箱盖 COVER OF ELECTRIC CABINET (RIGHT)	1	1	1	1	
18	48340A	折叶 FOLDING PLATES	2	2	2	2	
19	48341A	盖 COVER	1	1	1	1	
20	48342A	堵板 PLUG PLATE	1	1	1	1	
21	48803A	标牌 MARK PLATE	1	1	1	1	
22	48901	毡垫 FELT PADS	2	2	2	2	
23	48902	挡块 BACK BLOCK	1	1	1	1	
24	48903	堵 PLUG	1	1	1	1	
25	48910	防尘圈 DUST RINGS	2	2	2	2	
26	48911	毡垫 FELT PAD	1	1	1	1	
27	48929ASB	密封垫 SEAL PADS	2	2	2	2	
28	48930ASB	密封垫 SEAL PAD	1	1	1	1	



图上序号 POSITION No	件号 PART No	名称 DESCRIPTION	数量 Q'TY				附注 REMARKS
			Z3040 X 16/1	Z3040 X 16/2	Z3050 X 16/1	Z3050 X 16/2	
29	48931ASB	密封垫 SEAL PAD	1	1	1	1	
30	J11-1	螺母 M6 NUTS	2	2	2	2	
31	J21-4	螺钉 M4×5 SCREWS	2	2	2	2	
32	J21-4	螺钉 M6×10 SCREWS	4	4	4	4	
33	J21-6	沉头螺钉 COUNTERSUNK SCREWS	20	20	20	20	
34	J21-8	螺钉 M6×25 SCREWS	6	6	6	6	
35	J21-8	螺钉 M8×22 SCREWS	16	16	16	16	
36	J21-9	螺钉 M6×55 SCREWS	2	2	2	2	
37	J21-9	螺钉 锌 M6×16 SCREWS ZINC	2	2	2	2	
38	J21-9	螺钉 M6×20 SCREWS	6	6	6	6	
39	J21-9	螺钉 M10×30 SCREWS	4	4	4	4	
40	J21-9	螺钉 M12×30 SCREWS	6	6	6	6	
41	J22-4	螺钉 M6×16 SCREWS	2	2	2	2	
42	J41-1	圆柱销 6×25 CYLINDRICAL PINS	3	3	3	3	
43	J41-2	圆柱销 8×45 CYLINDRICAL PIN	1	1	1	1	

# 摇臂、夹紧及润滑

## ARM, CLAMPING AND LUBRICATING DEVICE

图上序号 POSITION No	件 号 PART No	名 称 DESCRIPTION	数 量 Q' TY				附 注 REMARKS
			Z3040 × 16/1	Z3040 × 16/2	Z3050 × 16/1	Z3050 × 16/2	
44	J44-1	圆柱销 2 × 12 CYLINDRICAL PIN	1	1	1	1	
45	J44-1	圆柱销 4 × 18 CYLINDRICAL PIN	1	1	1	1	
46	J51-1	精垫圈 锌 6 FINISHING WASHERS ZINC	2	2	2	2	
47	G38-4	油堵 M12 × 1.25 OIL PLUG	1	1	1	1	
48	G51-2	O型密封圈 35 × 3.5 O-RING	1	1	1	1	
49	GB66	螺钉 锌 M3 × 6 SCREWS ZINC	8	8	8	8	
50	R51-2-91	油标盖 B20 COVER OF OIL LEVEL	1	1	1	1	
51	R51-3-92	幕板 20 CURTAIN PLATE	1	1	1	1	
52	SZSQ93-1	铭牌 125 × 80 NAME PLATE	1	1	1	1	
53	SZSQ97-1	限位块 50 LIMIT BLOCKS	2	2	2	2	
54	SZSG52-3	密封垫圈 12 SEALING WASHER	1	1	1	1	
55	Q56-1	堵塞 B-20 PLUGS	2	2	2	2	
56	Q81-1	压力弹簧 1.2 × 12 × 15 PRESSURE SPRINGS	2	2	2	2	
57	GB308-77	钢球 10 VI b STEEL BALLS	17	17	17	17	
58	MS-1	门锁 GATE LOCK	1	1	1	1	

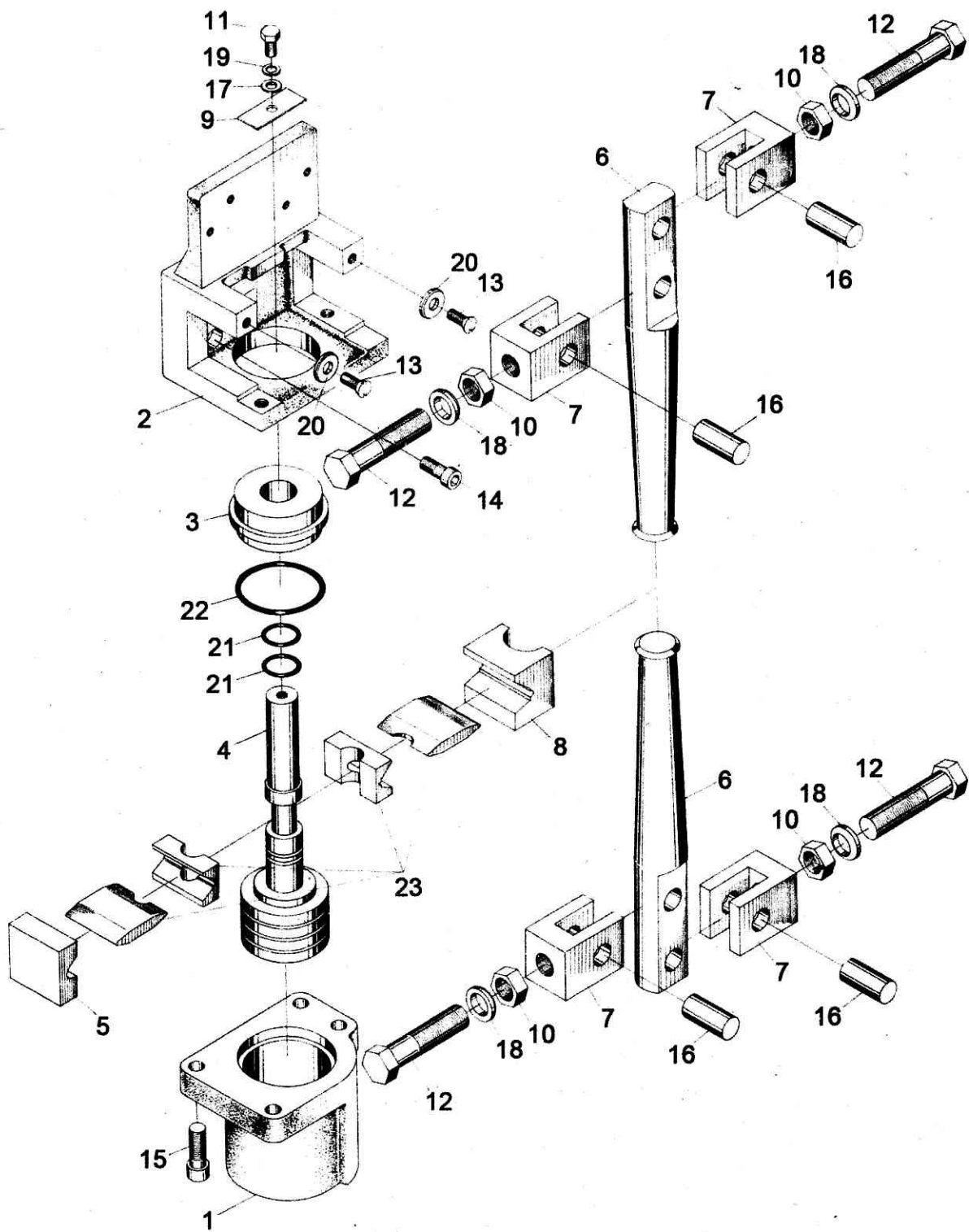


图 08-2 摇臂、夹紧及润滑  
 FIG 08-2 ARM, CLAMPING AND LUBRICATING DEVICE

图上序号 POSITION No	件号 PART No	名称 DESCRIPTION	数量 Q' TY				附注 REMARKS
			Z3040 × 16/1	Z3040 × 16/2	Z3050 × 16/1	Z3050 × 16/2	
1	48014A	油缸 OIL CYLINDER	1	1	1	1	
2	48015	油缸架 SUPPORT OF OIL CYLINDER	1	1	1	1	
3	48016	套 SLEEVE	1	1	1	1	
4	48302	活塞 PISTON	1	1	1	1	
5	48303	压块 PUSHING BLOCK	1	1	1	1	
6	48308	夹压杆 CLAMPING BARS	2	2	2	2	
7	48309	拉杆 LINKS	4	4	4	4	
8	48310	顶块 BACK BLOCK	1	1	1	1	
9	49301	弹簧片 SPRING DISC	1	1	1	1	
10	J11-1	螺母 M16 NUTS	4	4	4	4	
11	J21-1	螺栓 锌 M6 × 12 BOLT ZINC	1	1	1	1	
12	J21-1	螺栓 M6 × 75 BOLTS	4	4	4	4	
13	J21-6	沉头螺钉 M6 × 16 COUNTERSUNK SCREWS	2	2	2	2	
14	J21-9	螺钉 M8 × 20 SCREWS	2	2	2	2	
15	J21-9	螺钉 M10 × 30 SCREWS	4	4	4	4	

图上序号 POSITION No	件 号 PART No	名 称 DESCRIPTION	数量 Q' TY				附 注 REMARKS
			Z3040 X 16/1	Z3040 X 16/2	Z3050 X 16/1	Z3050 X 16/2	
16	J44-1	圆柱销 硬 16×40 CYLINDRICAL PINS HARD	4	4	4	4	
17	J51-1	精垫圈 锌 6 FINISHING WASHER ZINC	1	1	1	1	
18	J53-1	球面垫圈 16 SPHERICAL WASHERS	4	4	4	4	
19	J54-1	弹簧垫圈 锌 6 SPRING WASHER ZINC	1	1	1	1	
20	J64-1	挡圈 B32 SNAP RINGS	2	2	2	2	
21	G51-2	O型密封圈 25×2.4 O-RINGS	2	2	2	2	
22	G51-2	O型密封圈 65×3.1 O-RING	1	1	1	1	
23	SZSQ32-1	菱形块 120 RHOMBIC BOLCK	1	1	1	1	套 SET

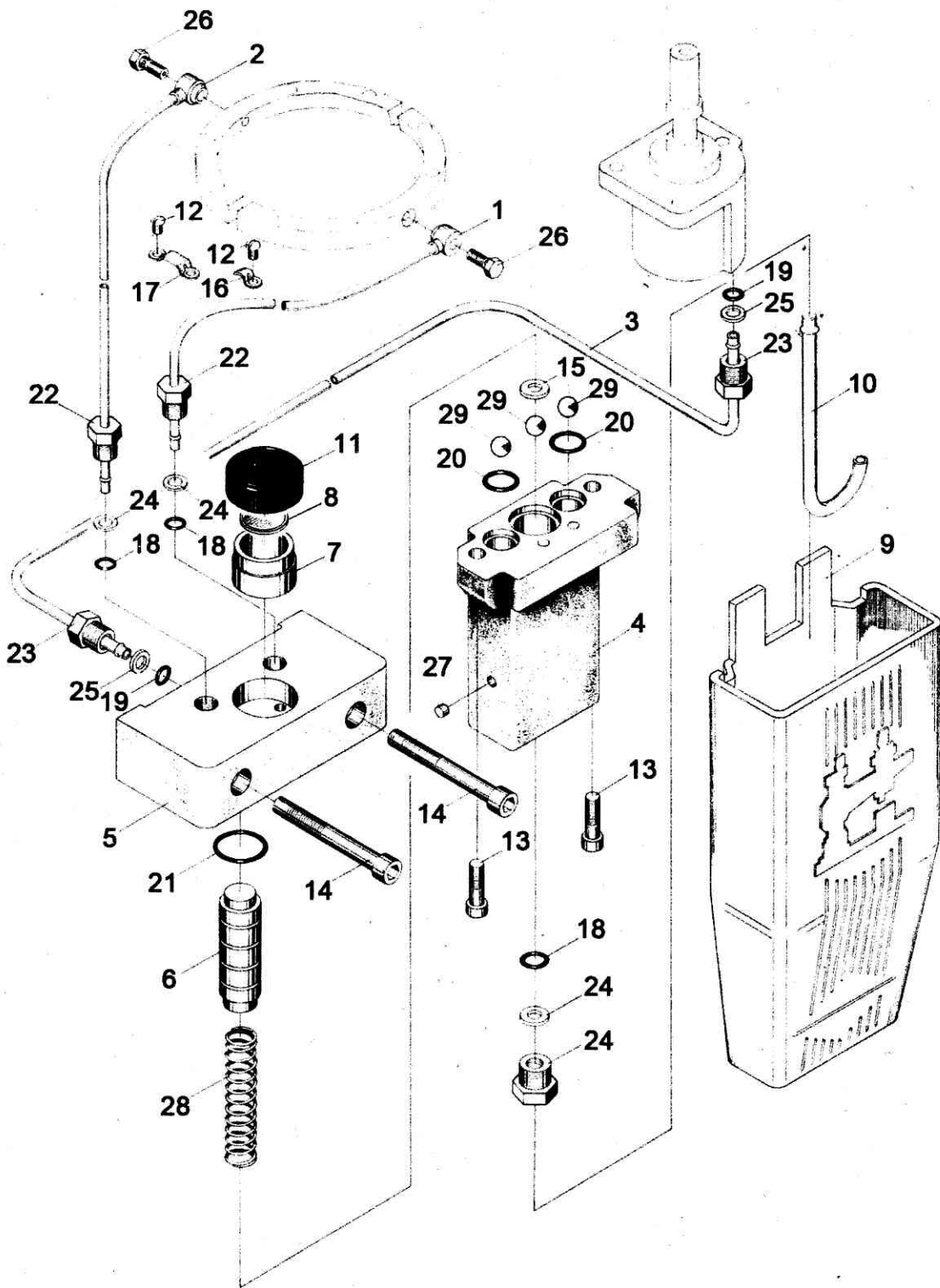


图 08-3 摇臂、夹紧及润滑

FIG 08-3 ARM, CLAMPING AND LUBRICATING DEVICE

# 摇臂、夹紧及润滑

## ARM, CLAMPING AND LUBRICATING DEVICE

图上序号 POSITION No	件号 PART No	名称 DESCRIPTION	数量 Q'TY				附注 REMARKS
			Z3040 × 16/1	Z3040 × 16/2	Z3050 × 16/1	Z3050 × 16/2	
1	48920A	粘接油管 BONDING OIL PIPE	1	1	1	1	
2	48921A	粘接油管 BONDING OIL PIPE	1	1	1	1	
3	48922A	油管 OIL PIPE	1	1	1	1	
4	881011	油泵体 BODY OF OIL PUMP	1	1	1	1	
5	881012	油泵盖 COVER FOR OIL PUMP	1	1	1	1	
6	881301	活塞 PISTON	1	1	1	1	
7	881303	套 SLEEVE	1	1	1	1	
8	881801	滤油网 STRAINER	1	1	1	1	
9	881901	油盒 OIL BOX	1	1	1	1	
10	881902	吸油管 OIL SUCTION PIPE	1	1	1	1	
11	881903	盖 COVER	1	1	1	1	
12	J21-4	螺钉 M6 × 12 SCREWS	4	4	4	4	
13	J21-9	螺钉 M6 × 20 SCREWS	2	2	2	2	
14	J21-9	螺钉 M8 × 60 SCREWS	2	2	2	2	
15	J51-1	精垫圈 6 FINISHING WASHER	1	1	1	1	

图上序号 POSITION No	件号 PART No	名称 DESCRIPTION	数量 Q'TY				附注 REMARKS
			Z3040 X 16/1	Z3040 X 16/2	Z3050 X 16/1	Z3050 X 16/2	
16	G31-1	管夹 4 PIPE CLAMPS	2	2	2	2	
17	G31-3	管夹 4 PIPE CLAMP	1	1	1	1	
18	G51-2	O型密封圈 7×1.9 O-RINGS	3	3	3	3	
19	G51-2	O型密封圈 9×1.9 O-RINGS	2	2	2	2	
20	G51-2	O型密封圈 14×2.4 O-RINGS	2	2	2	2	
21	G51-2	O型密封圈 20×2.4 O-RING	1	1	1	1	
22	SZSG91-1	管接头 4 PIPE JOINTS	3	3	3	3	
23	SZSG91-1	管接头 6 PIPE JOINTS	2	2	2	2	
24	SZSG91-2	连接垫 4 GASKETS	3	3	3	3	
25	SZSG91-2	连接垫 6 GASKETS	2	2	2	2	
26	S <sub>2</sub> R75-1-32	螺钉 4 SCREWS	2	2	2	2	
27	Q56-1	堵塞 4 PLUG	1	1	1	1	
28	Q81-1	压力弹簧 2×12×60 PRESSURE SPRING	1	1	1	1	
29	GB308-77	钢球 8 V b STEEL BALLS	3	3	3	3	



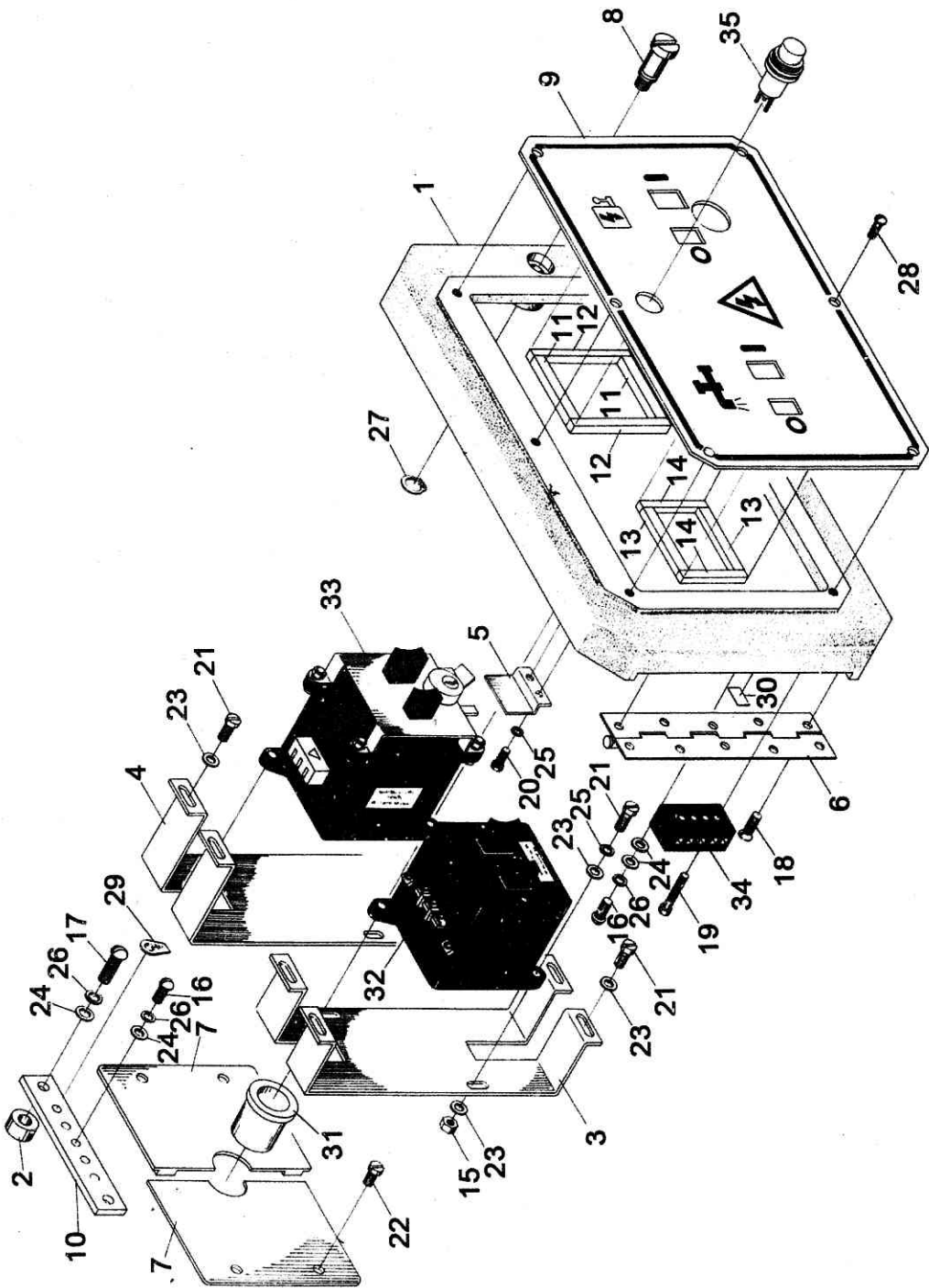


图 09-1 电气系统  
 FIG 09-1 ELECTRICAL SYSTEM

图上序号 POSITION No	件 号 PART No	名 称 DESCRIPTION	数量 Q' TY				附 注 REMARKS
			Z3040 X 16/1	Z3040 X 16/2	Z3050 X 16/1	Z3050 X 16/2	
1	49011ASB	电门盖 COVER OF ELECTRIC CABINET	1	1	1	1	
2	49308	垫 GASKETS	2	2	2	2	
3	49334ASB	支架 SUPPORT	1	1	1	1	
4	49335ASB	支架 SUPPORT	1	1	1	1	
5	49336ASB	挡板 BACK PLATE	1	1	1	1	
6	49340A	折叶 FOLDING PLATE	1	1	1	1	
7	49356A	防尘板 DUSTPROOF PLATES	2	2	2	2	
8	49357A	螺钉 SCREW	1	1	1	1	
9	49801ASB	标牌 MARK PLATE	1	1	1	1	
10	49806ASB	接地端子排 GROUND TERMINAL BOARD	1	1	1	1	
11	49918A	密封垫 SEALING PADS	2	2	2	2	
12	49919A	密封垫 SEALING PADS	2	2	2	2	
13	49920A	密封垫 SEALING PADS	2	2	2	2	
14	49921A	密封垫 SEALING PADS	2	2	2	2	
15	J11-1	螺母 锌 M4 NUTS ZINC	4	4	4	4	

图上序号 POSITION No	件 号 PART No	名 称 DESCRIPTION	数量 Q' TY				附 注 REMARKS
			Z3040 × 16/1	Z3040 × 16/2	Z3050 × 16/1	Z3050 × 16/2	
16	J21-4	螺钉 锌 M3 × 12 SCREWS ZINC	6	6	6	6	
17	J21-4	螺钉 锌 M6 × 22 SCREWS ZINC	2	2	2	2	
18	J21-6	沉头螺钉 锌 M4 × 10 COUNTERSUNK SCREWS ZINC	10	10	10	10	
19	J21-8	螺钉 锌 M3 × 16 SCREWS ZINC	2	2	2	2	
20	J21-8	螺钉 锌 M4 × 8 SCREWS ZINC	2	2	2	2	
21	J21-8	螺钉 锌 M4 × 20 SCREWS ZINC	4	4	4	4	
22	J21-8	螺钉 锌 M6 × 12 SCREWS ZINC	4	4	4	4	
23	J51-1	精垫圈 锌 4 FINISHING WASHERS ZINC	12	12	12	12	
24	J51-1	精垫圈 锌 6 FINISHING WASHERS ZINC	9	9	9	9	
25	J54-1	弹簧垫圈 锌 4 SPRING WASHERS ZINC	6	6	6	6	
26	J54-1	弹簧垫圈 锌 6 SPRING WASHERS ZINC	8	8	8	8	
27	J62-2	挡圈 10 SNAP RING	1	1	1	1	
28	GB66	螺钉 锌 M4 × 10 SCREWS ZINC	6	6	6	6	
29	S <sub>2</sub> Q94-8	标牌 6.4 MARK PLATE	1	1	1	1	
30	S <sub>2</sub> Q91-8	标牌 80- $\frac{1}{2}$ MARK PLATE	1	1	1	1	

部 别 09  
GROUP

插图号 09-1  
FIG No

# 电气系统

## ELECTRICAL SYSTEM

图上序号 POSITION No	件 号 PART No	名 称 DESCRIPTION	数量 Q'TY				附 注 REMARKS
			Z3040 × 16/1	Z3040 × 16/2	Z3050 × 16/1	Z3050 × 16/2	
31	D88-5	绝缘套 27 INSULATION SLEEVE	1	1	1	1	
32	DZ5-20/330	自动开关 AUTO-SWITCH	1	1	1	1	0.3-0.45A
33	DZ5-20FHS /330	自动开关 AUTO-SWITCH	1	1			10A
	DZ5-20FHS /330	自动开关 AUTO-SWITCH			1	1	15A
34	JX3-0505	接线座 WIRE HOLDER	1	1	1	1	
35	XD1	信号灯 SIGNAL LAMP	1	1	1	1	~6V 白色 WHITE

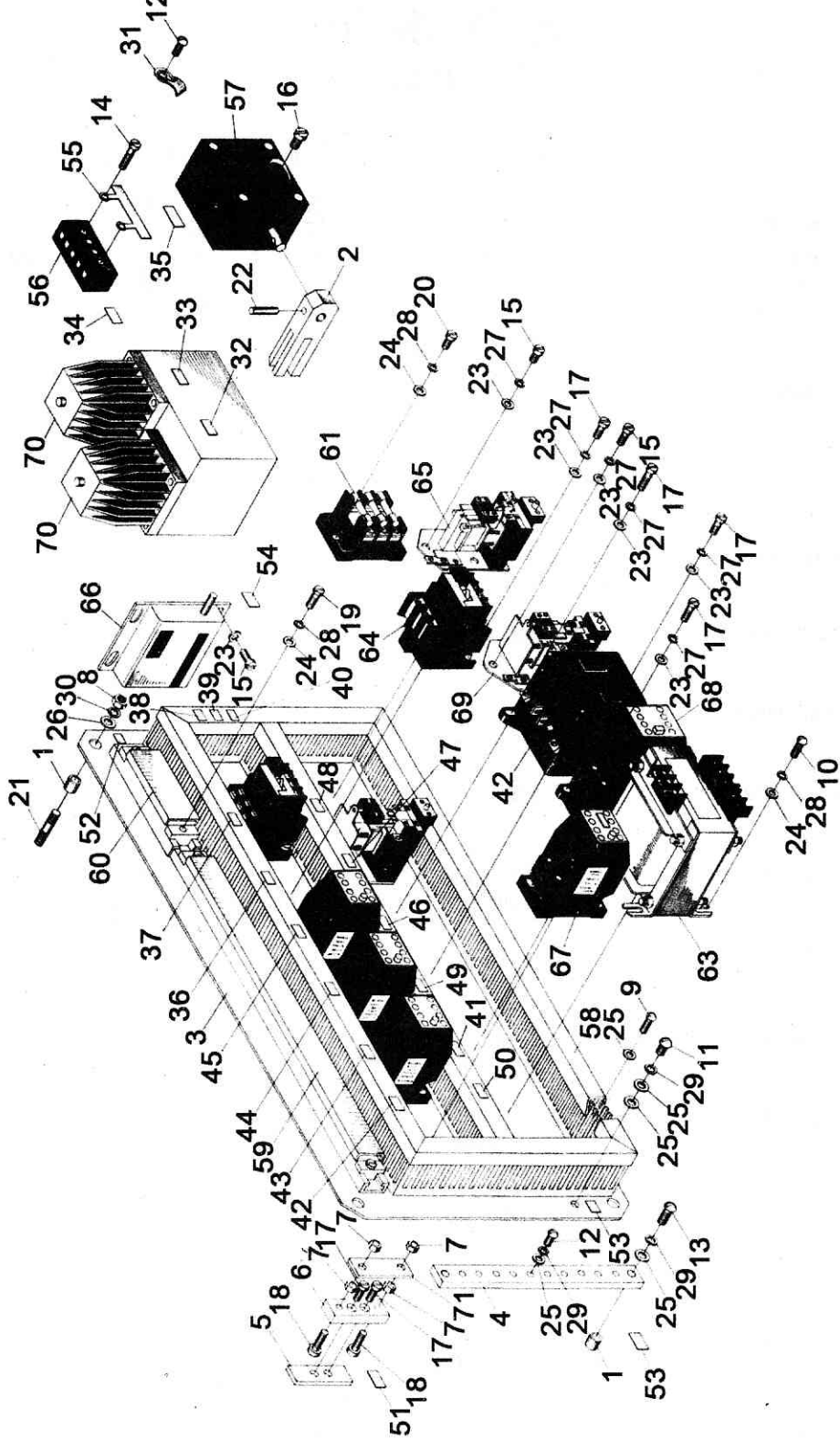


图 09-2 电气系统  
FIG 09-2 ELECTRICAL SYSTEM

图上序号 POSITION No	件 号 PART No	名 称 DESCRIPTION	数 量 Q' TY				附 注 REMARKS
			Z3040 X 16/1	Z3040 X 16/2	Z3050 X 16/1	Z3050 X 16/2	
1	49308	垫 GASKETS	6	6	6	6	
2	49311	拨叉 SHIFTING FORK	1	1	1	1	
3	49315ASB	开关板 SWITCH BOARD	1	1	1	1	
4	49813A	接地铜排 EARTH TERMINAL	1	1	1	1	
5	49922ASB	垫板 BACKING PLATE	1	1	1	1	
6	49923ASB	支架 SUPPORT	1	1	1	1	
7	J11-1	螺母 锌 M4 NUTS ZINC	4	4	4	4	
8	J11-1	螺母 锌 M8 NUTS ZINC	4	4	4	4	
9	J21-4	螺钉 锌 M4×8 SCREWS ZINC	16	16	16	16	
10	J21-4	螺钉 锌 M5×12 SCREWS ZINC	4	4	4	4	
11	J21-4	螺钉 锌 M6×10 SCREW ZINC	1	1	1	1	
12	J21-4	螺钉 锌 M6×12 SCREWS ZINC	11	11	11	11	
13	J21-4	螺钉 锌 M6×25 SCREWS ZINC	2	2	2	2	
14	J21-8	螺钉 锌 M3×16 SCREWS ZINC	2	2	2	2	
15	J21-8	螺钉 锌 M4×10 SCREWS ZINC	13	13	13	13	

图上序号 POSITION No	件 号 PART No	名 称 DESCRIPTION	数 量 Q' TY				附 注 REMARKS
			Z3040 × 16/1	Z3040 × 16/2	Z3050 × 16/1	Z3050 × 16/2	
16	J21-8	螺钉 锌 M4 × 12 SCREWS ZINC	3	3	3	3	
17	J21-8	螺钉 锌 M4 × 16 SCREWS ZINC	18	18	18	18	
18	J21-8	螺钉 锌 M4 × 20 SCREWS ZINC	2	2	2	2	
19	J21-8	螺钉 锌 M5 × 10 SCREWS ZINC	4	4	4	4	
20	J21-8	螺钉 锌 M5 × 16 SCREWS ZINC	2	2	2	2	
21	J23-1	双头螺栓 锌 M8 × 25 STUDS ZINC	4	4	4	4	
22	J41-1	圆柱销 3 × 20 CYLINDRICAL PIN	1	1	1	1	
23	J51-1	精垫圈 锌 4 FINISHING WASHERS ZINC	32	32	32	32	
24	J51-1	精垫圈 锌 5 FINISHING WASHERS ZINC	10	10	10	10	
25	J51-1	精垫圈 锌 6 FINISHING WASHERS ZINC	30	30	30	30	
26	J51-1	精垫圈 锌 8 FINISHING WASHERS ZINC	4	4	4	4	
27	J54-1	弹簧垫圈 锌 4 SPRING WASHERS ZINC	28	28	28	28	
28	J54-1	弹簧垫圈 锌 5 SPRING WASHERS ZINC	10	10	10	10	
29	J54-1	弹簧垫圈 锌 6 SPRING WASHERS ZINC	13	13	13	13	
30	J54-1	弹簧垫圈 锌 8 SPRING WASHERS ZINC	4	4	4	4	

图上序号 POSITION No	件 号 PART No	名 称 DESCRIPTION	数 量 Q' TY				附 注 REMARKS
			Z3040 X 16/1	Z3040 X 16/2	Z3050 X 16/1	Z3050 X 16/2	
31	G31-1	管夹 锌 16 PIPE CLAMP ZINC	1	1	1	1	
32	S <sub>2</sub> Q91-8	标牌 B62-YA1 MARK PLATE	1	1	1	1	
33	S <sub>2</sub> Q91-8	标牌 B62-YA2 MARK PLATE	1	1	1	1	
34	S <sub>2</sub> Q91-8	标牌 B61-XT3 MARK PLATE	1	1	1	1	
35	S <sub>2</sub> Q91-8	标牌 B44-SQ1 MARK PLATE	1	1	1	1	
36	S <sub>2</sub> Q91-8	标牌 13-FR1 MARK PLATE	1	1	1	1	
37	S <sub>2</sub> Q91-8	标牌 13-FR2 MARK PLATE	1	1	1	1	
38	S <sub>2</sub> Q91-8	标牌 14-FU1 MARK PLATE	1	1	1	1	
39	S <sub>2</sub> Q91-8	标牌 14-FU2 MARK PLATE	1	1	1	1	
40	S <sub>2</sub> Q91-8	标牌 14-FU3 MARK PLATE	1	1	1	1	
41	S <sub>2</sub> Q91-8	标牌 23-KM1 MARK PLATE	1	1	1	1	
42	S <sub>2</sub> Q91-8	标牌 23-KM2 MARK PLATE	1	1	1	1	
43	S <sub>2</sub> Q91-8	标牌 23-KM3 MARK PLATE	1	1	1	1	
44	S <sub>2</sub> Q91-8	标牌 23-KM4 MARK PLATE	1	1	1	1	
45	S <sub>2</sub> Q91-8	标牌 23-KM5 MARK PLATE	1	1	1	1	



电 气 系 统  
ELECTRICAL SYSTEM

图上序号 POSITION No	件 号 PART No	名 称 DESCRIPTION	数量 Q' TY				附 注 REMARKS
			Z3040 X 16/1	Z3040 X 16/2	Z3050 X 16/1	Z3050 X 16/2	
46	S <sub>2</sub> Q91-8	标牌 26-KT1 MARK PLATE	1	1	1	1	
47	S <sub>2</sub> Q91-8	标牌 26-KT2 MARK PLATE	1	1	1	1	
48	S <sub>2</sub> Q91-8	标牌 26-KT3 MARK PLATE	1	1	1	1	
49	S <sub>2</sub> Q91-8	标牌 34-QF3 MARK PLATE	1	1	1	1	
50	S <sub>2</sub> Q91-8	标牌 49-TC MARK PLATE	1	1	1	1	
51	S <sub>2</sub> Q91-8	标牌 57-XB MARK PLATE	1	1	1	1	
52	S <sub>2</sub> Q91-8	标牌 B61-XT2 MARK PLATE	1	1	1	1	
53	S <sub>2</sub> Q91-8	标牌 80- $\frac{1}{2}$ MARK PLATES	2	2	2	2	
54	S <sub>2</sub> Q91-8	标牌 44-SQ4 MARK PLATE	1	1	1	1	
55	SZSD83-1	线号架 5 SUPPORT OF WIRE SIZE	1	1	1	1	
56	JX3-0505	接线座 WIRE HOLDER	1	1	1	1	
57	HZ4-22	组合开关 COMBINED SWITCH	1	1	1	1	
58	TC5015	行线槽 2.5m TRUNKING	1	1	1	1	
59	TD-15/400-42	端子排 TERMINAL BOARD	1	1	1	1	
60	TD-20/150-6	端子排 TERMINAL BOARD	1	1	1	1	

图上序号 POSITION No	件 号 PART No	名 称 DESCRIPTION	数量 Q' TY				附 注 REMARKS
			Z3040 X 16/1	Z3040 X 16/2	Z3050 X 16/1	Z3050 X 16/2	
61	BZ-001A	熔断器 FUSE CARTRIDGE	1	1	1	1	
62	DZ5-20/330	自动开关 AUTO-SWITCH	1	1	1	1	4.5-6.5A
63	JBK2-160	变压器 TRANSFORMER	1	1	1	1	380/110-6.24V
64	JRS1-12/F	热继电器 THERMO-RELAY	1	1	1	1	6.8-9.4A
65	JJSK2-2	时间继电器 TIME RELAY	1	1	1	1	110V
66	JWM6-11	门开关 GATE SWITCH	1	1	1	1	
67	3TB4017 (CJX 1-09) -OAG1	接触器 CONTACTORS	4	4	4	4	110V 50/60Hz
68	3TB4217 (CJX 1-16) -OAG1	接触器 CONTACTOR	1	1	1	1	110V 50/60Hz
69	JJSK2-4	时间继电器 TIME RELAYS	2	2	2	2	
70	MFJ1-3	电磁铁 ELFCTROMAGNETIC IRONS	2	2	2	2	
71	89808C	连接板 CONNECTION PLATE	1	1	1	1	通用件 UNIVER- SAL PART

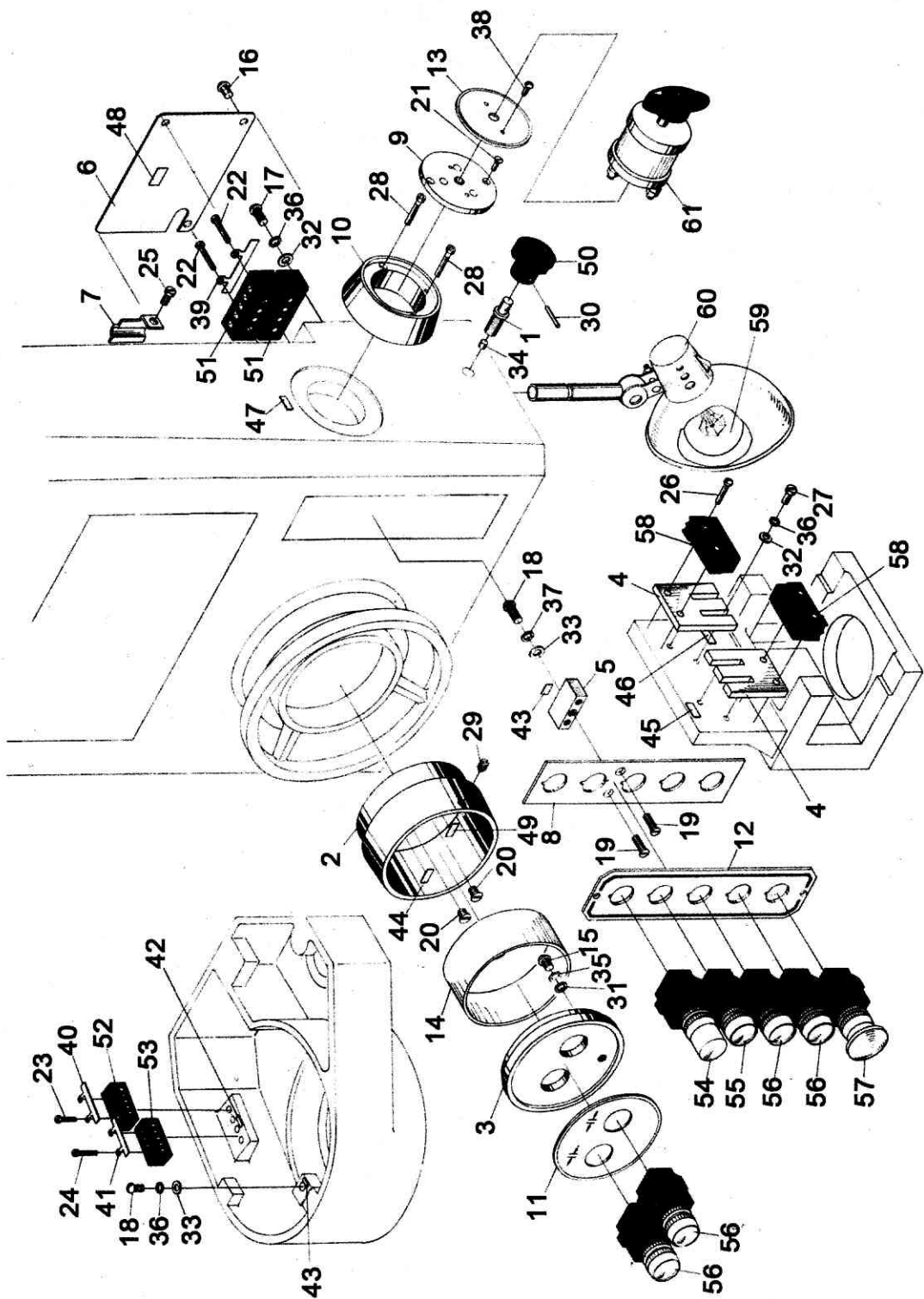


图 09-3 电气系统  
FIG 09-3 ELECTRICAL SYSTEM

图上序号 POSITION No	件 号 PART No	名 称 DESCRIPTION	数量 Q'TY				附 注 REMARKS
			Z3040 × 16/1	Z3040 × 16/2	Z3050 × 16/1	Z3050 × 16/2	
1	47332A	螺钉 SCREW	1	1	1	1	
2	49012ASB	按钮盒 PUSH BUTTON BOX	1	1	1	1	
3	49014ASB	按钮盒盖 COVER OF BUTTON BOX	1	1	1	1	
4	49302	调整板 ADJUSTING DISKS	2	2	2	2	
5	49310ASB	接地块 EARTH PLATE	1	1	1	1	
6	49312	盖板 COVER	1	1	1	1	
7	49313	管夹 PIPE CLAMP	1	1	1	1	
8	49333ASB	衬板 LINER PLATE	1	1	1	1	
9	49353A	衬板 LINER PLATE	1	1	1	1	
10	49355A	开关座 SWITCHING SOCKET	1	1	1	1	
11	49805ASB	标牌 MARK PLATE	1	1	1	1	
12	49807ASB	标牌 MARK PLATE	1	1	1	1	
13	49812A	标牌 MARK PLATE	1	1	1	1	
14	49901ASB	绝缘套 INSULATION COVERING	1	1	1	1	
15	J21-4	螺钉 锌 M3 × 16 SCREW ZINC	1	1	1	1	

图上序号 POSITION No	件 号 PART No	名 称 DESCRIPTION	数 量 Q'TY				附 注 REMARKS
			Z3040 × 16/1	Z3040 × 16/2	Z3050 × 16/1	Z3050 × 16/2	
16	J21-4	螺钉 锌 M5 × 8 SCREWS ZINC	3	3	3	3	
17	J21-4	螺钉 锌 M5 × 12 SCREW ZINC	1	1	1	1	
18	J21-4	螺钉 锌 M6 × 12 SCREW ZINC	1	1	1	1	
19	J21-6	沉头螺钉 锌 M3 × 16 COUNTERSUNK SCREWS ZINC	2	2	2	2	
20	J21-6	沉头螺钉 锌 M4 × 8 COUNTERSUNK SCREWS ZINC	2	2	2	2	
21	J21-6	沉头螺钉 锌 M4 × 10 COUNTERSUNK SCREWS ZINC	5	5	5	5	
22	J21-8	螺钉 锌 M3 × 16 SCREWS ZINC	4	4	4	4	
23	J21-8	螺钉 锌 M3 × 18 SCREWS ZINC	2	2	2	2	
24	J21-8	螺钉 锌 M3 × 22 SCREWS ZINC	2	2	2	2	
25	J21-8	螺钉 锌 M4 × 8 SCREW ZINC	1	1	1	1	
26	J21-8	螺钉 锌 M4 × 25 SCREWS ZINC	4	4	4	4	
27	J21-8	螺钉 锌 M5 × 16 SCREWS ZINC	4	4	4	4	
28	J21-8	螺钉 锌 M5 × 30 SCREWS ZINC	2	2	2	2	
29	J22-4	螺钉 M4 × 6 SCREW	1	1	1	1	
30	J41-1	圆锥销 3 × 18 ROUND TAPER PIN	1	1	1	1	

图上序号 POSITION No	件 号 PART No	名 称 DESCRIPTION	数 量 Q' TY				附 注 REMARKS
			Z3040 × 16/1	Z3040 × 16/2	Z3050 × 16/1	Z3050 × 16/2	
31	J51-1	精垫圈 锌 3 FINISHING WASHER ZINC	1	1	1	1	
32	J51-1	精垫圈 锌 5 FINISHING WASHERS ZINC	5	5	5	5	
33	J51-1	精垫圈 锌 6 FINISHING WASHERS ZINC	2	2	2	2	
34	J51-9	垫块 4 × 3.5 BACK BLOCK	1	1	1	1	
35	J54-1	弹簧垫圈 锌 3 SPRING WASHER ZINC	1	1	1	1	
36	J54-1	弹簧垫圈 锌 5 SPRING WASHERS ZINC	5	5	5	5	
37	J54-1	弹簧垫圈 锌 6 SPRING WASHER ZINC	1	1	1	1	
38	GB66	螺钉 锌 M3 × 6 SCREWS ZINC	2	2	2	2	
39	SZSD83-1	线号架 5 SUPPORTS OF WIRE SIZE	2	2	2	2	
40	SZSD83-1	线号架 10 SUPPORT OF WIRE SIZE	1	1	1	1	
41	SZSD83-1	线号架 20 SUPPORT OF WIRE SIZE	1	1	1	1	
42	S <sub>2</sub> Q91-8	标牌 JX3-1005 MARK PLATE	1	1	1	1	
43	S <sub>2</sub> Q91-8	标牌 80- $\frac{1}{2}$ MARK PLATES	2	2	2	2	
44	S <sub>2</sub> Q91-8	标牌 42-SB7 MARK PLATE	1	1	1	1	
45	S <sub>2</sub> Q91-8	标牌 B44-SQ2 MARK PLATE	1	1	1	1	

# 电 气 系 统

## ELECTRICAL SYSTEM

图上序号 POSITION No	件 号 PART No	名 称 DESCRIPTION	数量 Q' TY				附 注 REMARKS
			Z3040 X 16/1	Z3040 X 16/2	Z3050 X 16/1	Z3050 X 16/2	
46	S <sub>2</sub> Q91-8	标牌 44-SQ3 MARK PLATE	1	1	1	1	
47	S <sub>2</sub> Q91-8	标牌 41-SA1 MARK PLATE	1	1	1	1	
48	S <sub>2</sub> Q91-8	标牌 611-XT1 MARK PLATE	1	1	1	1	
49	S <sub>2</sub> Q91-8	标牌 42-SB6 MARK PLATE	1	1	1	1	
50	Z64-1	星形把手 8 STAR TYPE HAND KNOB	1	1	1	1	
51	JX3-0505	接线座 WIRING HOLDERS	2	2	2	2	
52	JX3-1005	接线座 WIRING HOLDER	1	1	1	1	
53	JX3-2005	接线座 WIRING HOLDER	1	1	1	1	
54	LAY3-11D	按钮 PUSH BUTTON	1	1	1	1	绿色 GREEN
55	LAY3-11	按钮 PUSH BUTTONS	1	1	1	1	红色 RED
56	LAY311	按钮 PUSH BUTTONS	4	4	4	4	黑色 BLACK
57	LAY3-11ZS/1	按钮 PUSH BUTTON	1	1	1	1	
58	LX5-11	限位开关 LIMIT SWITCHES	2	2	2	2	
59		安全灯泡 SAFETY BULB	1	1	1	1	24V 40W
60	JC-25	机床工作灯 WORK LAMP	1	1	1	1	
61	LW6-2/3071	转换开关 CHANGEOVER SWITCH	1	1	1	1	

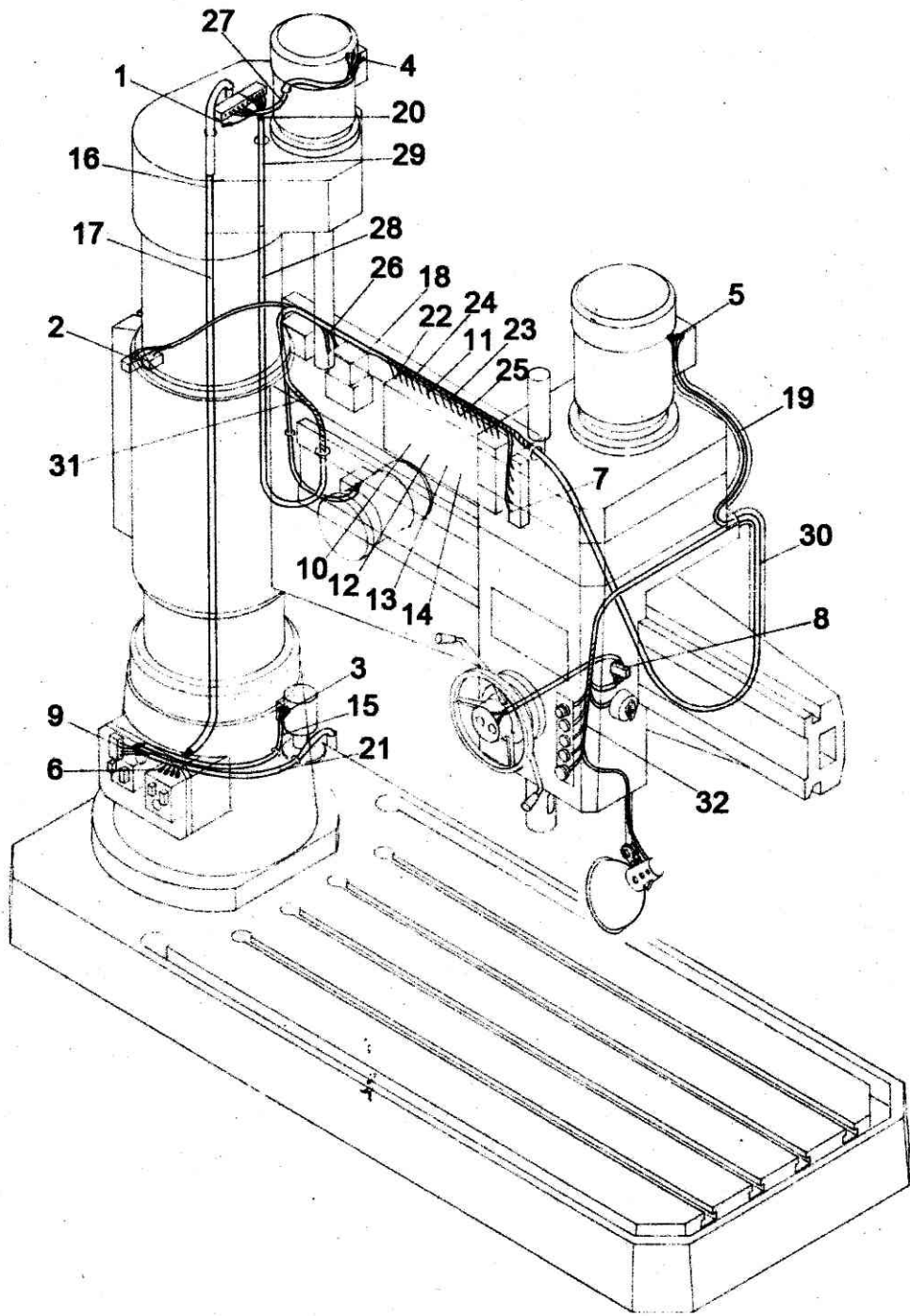


图 09-4 电气系统  
FIG 09-4 ELECTRICAL SYSTEM



电 气 系 统  
ELECTRICAL SYSTEM

图上序号 POSITION No	件 号 PART No	名 称 DESCRIPTION	数 量 Q' TY				附 注 REMARKS
			Z3040 × 16/1	Z3040 × 16/2	Z3050 × 16/1	Z3050 × 16/2	
1	D80-1	接头 IT25-2 TERMINALS	30	30	30	30	
2	D82-1	端头 OT1-3 TERMINALS	20	20	20	20	
3	D82-1	端头 OT1-4 TERMINALS	50	50	50	50	
4	D82-1	端头 OT2.5-5 TERMINALS	10	10	10	10	
5	D82-1	接头 OT2.5-6 TERMINALS	10	10	10	10	
6	D82-1	端头 OT4-5 TERMINALS	10	10	10	10	
7	D82-1	端头 OT4-6 TERMINALS	10	10	10	10	
8	D82-1	接头 IT1-2 TERMINALS	200	200	200	200	
9	D82-1	接头 IT4-3 TERMINALS	10	10	10	10	
10	D82-1	接头 UT1-3 TERMINALS	130	130	130	130	
11	D82-1	接头 UT2.5-5 TERMINALS	10	10	10	10	
12	AVR	电线 0.5mm <sup>2</sup> 10m ELECTRIC WIRE	1	1	1	1	红色 RED
13	BVR	电线 0.75mm <sup>2</sup> 100m ELECTRIC WIRE	1	1	1	1	红色 RED
14	BVR	电线 1mm <sup>2</sup> 30m ELECTRIC WIRE	1	1	1	1	黄绿色 YELLOW GREEN
15	BVR	电线 1mm <sup>2</sup> 60m ELECTRIC WIRE	1	1	1	1	黑色 BLACK
16	BVR	电线 1mm <sup>2</sup> 30m ELECTRIC WIRE	1	1	1	1	白色 WHITE

图上序号 POSITION No	件 号 PART No	名 称 DESCRIPTION	数量 Q' TY				附 注 REMARKS
			Z3040 × 16/1	Z3040 × 16/2	Z3050 × 16/1	Z3050 × 16/2	
17	BVR	电线 1mm <sup>2</sup> 100m ELECTRIC WIRE	1	1	1	1	红色 RED
18	BVR	电线 2.5mm <sup>2</sup> 10m ELECTRIC WIRE	1	1	1	1	黄绿色 YELLOW GREEN
19	BVR	电线 2.5mm <sup>2</sup> 30m ELECTRIC WIRE	1	1	1	1	黑色 BLACK
20	BVR	电线 4mm <sup>2</sup> 10m ELECTRIC WIRE	1	1	1	1	黄绿色 YELLOW GREEN
21	BVR	电线 4mm <sup>2</sup> 30m ELECTRIC WIRE	1	1	1	1	黑色 BLACK
22	A62-2	塑料软管 φ2.5 × 10m PLASTIC SOFT PIPE	1	1	1	1	
23	A62-2	塑料软管 φ3 × 1.5m PLASTIC SOFT PIPE	1	1	1	1	
24	A62-2	塑料软管 φ4 × 1.5m PLASTIC SOFT PIPE	1	1	1	1	
25	A62-2	塑料软管 φ5 × 1m PLASTIC SOFT PIPE	1	1	1	1	
26	A62-2	塑料软管 φ8 × 2m PLASTIC SOFT PIPE	1	1	1	1	
27	A62-2	塑料软管 φ10 × 1.5m PLASTIC SOFT PIPE	1	1	1	1	
28	A62-2	塑料软管 φ12 × 3m PLASTIC SOFT PIPE	1	1	1	1	
29	A62-2	塑料软管 φ16 × 0.5m PLASTIC SOFT PIPE	1	1	1	1	
30	A62-2	塑料软管 φ25 × 1m PLASTIC SOFT PIPE	1	1	1	1	
31	A62-5	塑料带 宽 20mm PLASTIC BRAIDS WIDTH	2	2	2	2	卷 ROLL
32		绑线 φ1 10g TYING WIRES	1	1	1	1	非标准 NON- STANDARD

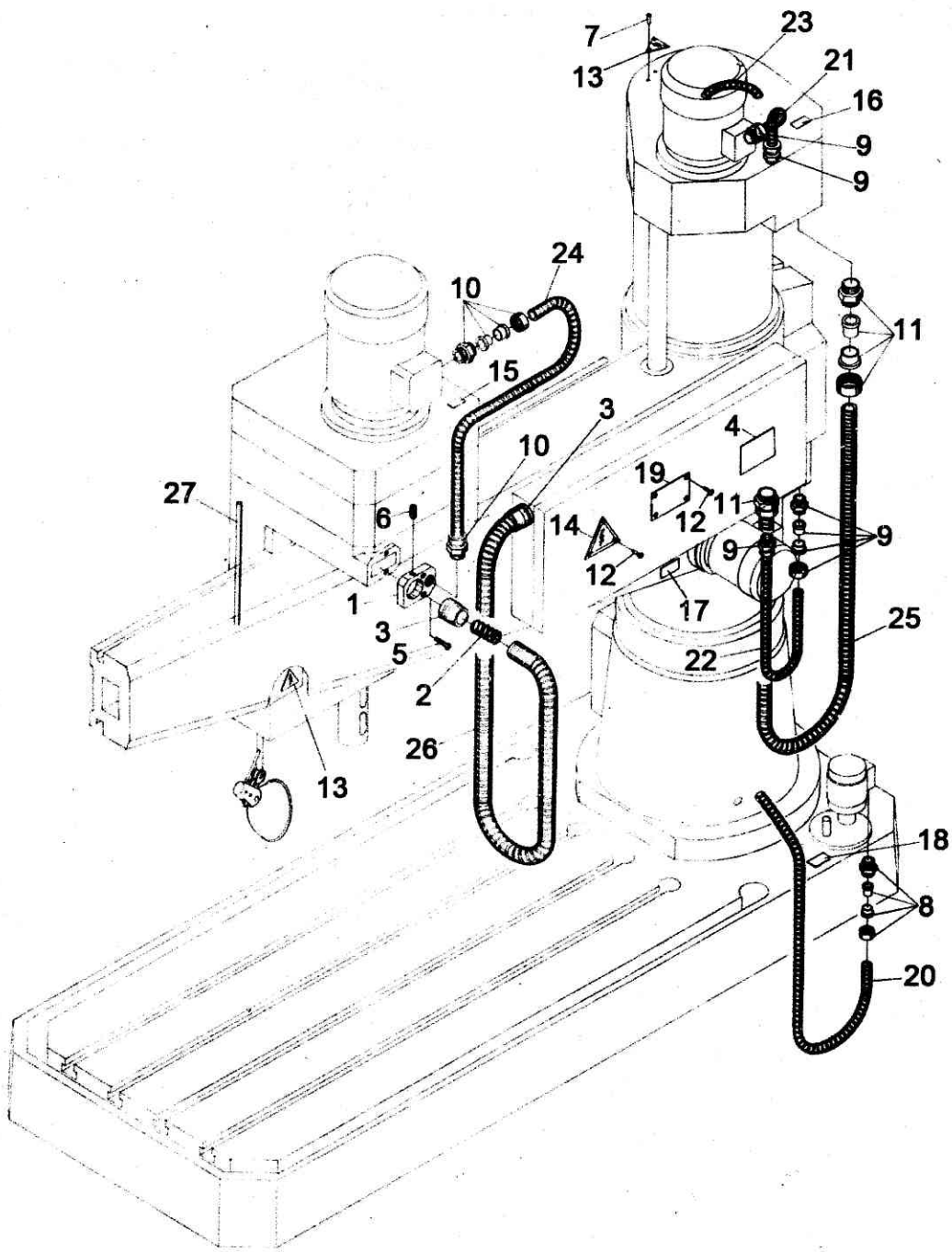


图 09-5 电气系统  
 FIG 09-5 ELECTRICAL SYSTEM

图上序号 POSITION No	件 号 PART No	名 称 DESCRIPTION	数 量 Q' TY				附 注 REMARKS
			Z3040 X 16/1	Z3040 X 16/2	Z3050 X 16/1	Z3050 X 16/2	
1	49013ASB	分线板 NOSEPLATE	1	1	1	1	
2	49317ASB	弹簧 SPRINGS	2	2	2	2	
3	49318ASB	支承套 BEARING SLEEVES	2	2	2	2	
4	49930ASB	标牌 MARK PLATE	1	1	1	1	220V
	49931ASB	标牌 MARK PLATE	1	1	1	1	380V
	49932ASB	标牌 MARK PLATE	1	1	1	1	440V
5	J21-8	螺钉 锌 M6×25 SCREWS ZINC	2	2	2	2	
6	J22-6	螺钉 M8×12 SCREWS	2	2	2	2	
7	J81-2	铆钉 2×6 RIVETS	3	3	3	3	
8	D96-4	管接头 M16×1.5/10 PIPE JOINT	1	1	1	1	
9	D96-4	管接头 M24×1.5 PIPE JOINTS	4	4	4	4	
10	D96-4	管接头 M30×2 PIPE JOINTS	2	2	2	2	
11	D96-4	管接头 M48×2 PIPE JOINTS	2	2	2	2	
12	GB66	螺钉 锌 M3×6 SCREWS ZINC	7	7	7	7	
13	SZSQ94-4	标牌 MARK PLATES	2	2	2	2	

# 电 气 系 统

## ELECTRICAL SYSTEM

图上序号 POSITION No	件 号 PART No	名 称 DESCRIPTION	数 量 Q' TY				附 注 REMARKS
			Z3040 × 16/1	Z3040 × 16/2	Z3050 × 16/1	Z3050 × 16/2	
14	SZSQ94-4	标牌 90 MARK PLATE	1	1	1	1	
15	S <sub>2</sub> Q91-8	标牌 B29-M1 MARK PLATE	1	1	1	1	
16	S <sub>2</sub> Q91-8	标牌 B29-M2 MARK PLATE	1	1	1	1	
17	S <sub>2</sub> Q91-8	标牌 B29-M3 MARK PLATE	1	1	1	1	
18	S <sub>2</sub> Q91-8	标牌 B29-M4 MARK PLATE	1	1	1	1	
19	S <sub>2</sub> Q93-6	铭牌 100 × 63 NAME PLATE	1	1	1	1	
20	A13-3	包塑金属软管 10 × 800 FLEXIBLE PLASTIC METAL TUBE	1	1	1	1	
21	A13-3	包塑金属软管 15 × 350 FLEXIBLE PLASTIC METAL TUBE	1	1	1	1	
22	A13-3	包塑金属软管 15 × 400 FLEXIBLE PLASTIC METAL TUBE	1	1	1	1	
23	A13-3	包塑金属软管 15 × 500 FLEXIBLE PLASTIC METAL TUBE	1	1	1	1	
24	A13-3	包塑金属软管 20 × 700 FLEXIBLE PLASTIC METAL TUBE	1	1	1	1	
25	A13-3	包塑金属软管 32 × 1600 FLEXIBLE PLASTIC METAL TUBE	1	1	1	1	
26	A13-3	包塑金属软管 38 × 1650 FLEXIBLE PLASTIC METAL TUBE	1	1	1	1	
27	A13-3	塑料软管 25 × 400 PLASTIC SOFT TUBE	1	1	1	1	

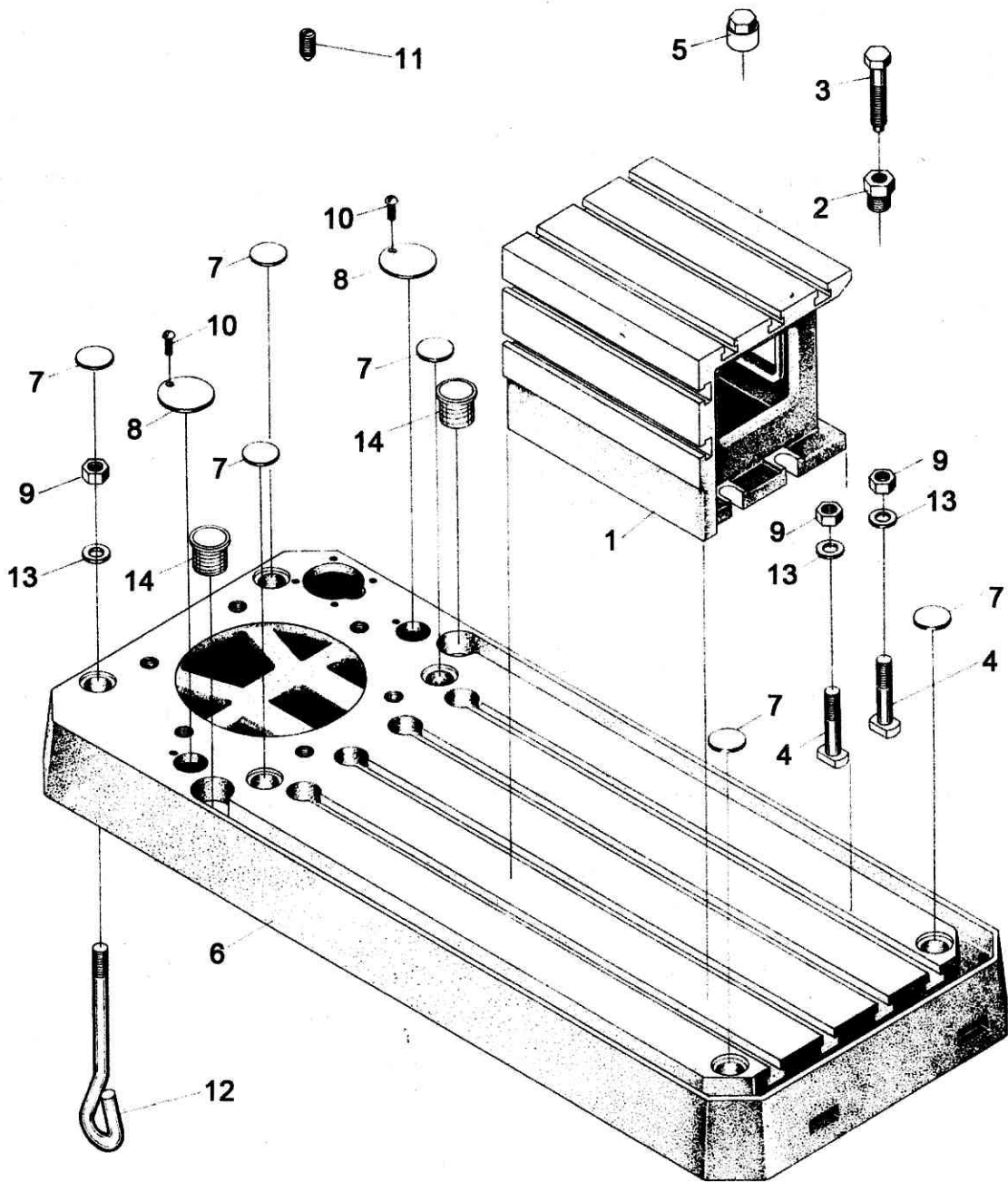


图 10-1 底座、附件及工具

FIG 10-1 BASEPLATE, ACCESSORIES AND TOOLS

图上序号 POSITION No	件号 PART No	名称 DESCRIPTION	数量 Q' TY				附注 REMARKS
			Z3040 × 16/1	Z3040 × 16/2	Z3050 × 16/1	Z3050 × 16/2	
1	400011AS	工作台 WORK TABLE	1	1	1	1	
2	400301	夹紧接头 JOINT	1	1	1	1	
3	400302	螺钉 SCREW	1	1	1	1	
4	400303	螺栓 BOLTS	6	6	6	6	
5	400901	管堵 PIPE PLUG	1	1	1	1	
6	47011A	底座 BASE PLATE	1	1	1	1	
7	47321	盖 COVERS	6	6	6	6	
8	47322	盖 COVERS	2	2	2	2	
9	J11-1	螺母 M24 NUTS	12	12	12	12	
10	J21-4	螺钉 M6 × 10 SCREWS	2	2	2	2	
11	J22-4	螺钉 M10 × 12 SCREWS	2	2	2	2	
12	J23-8	螺栓 M24 × 400 BOLTS	6	6	6	6	
13	J51-1	精垫圈 24 FINISHING WASHERS	12	12	12	12	
14	SZSL41-2	过滤器 FILTERS	2	2	2	2	

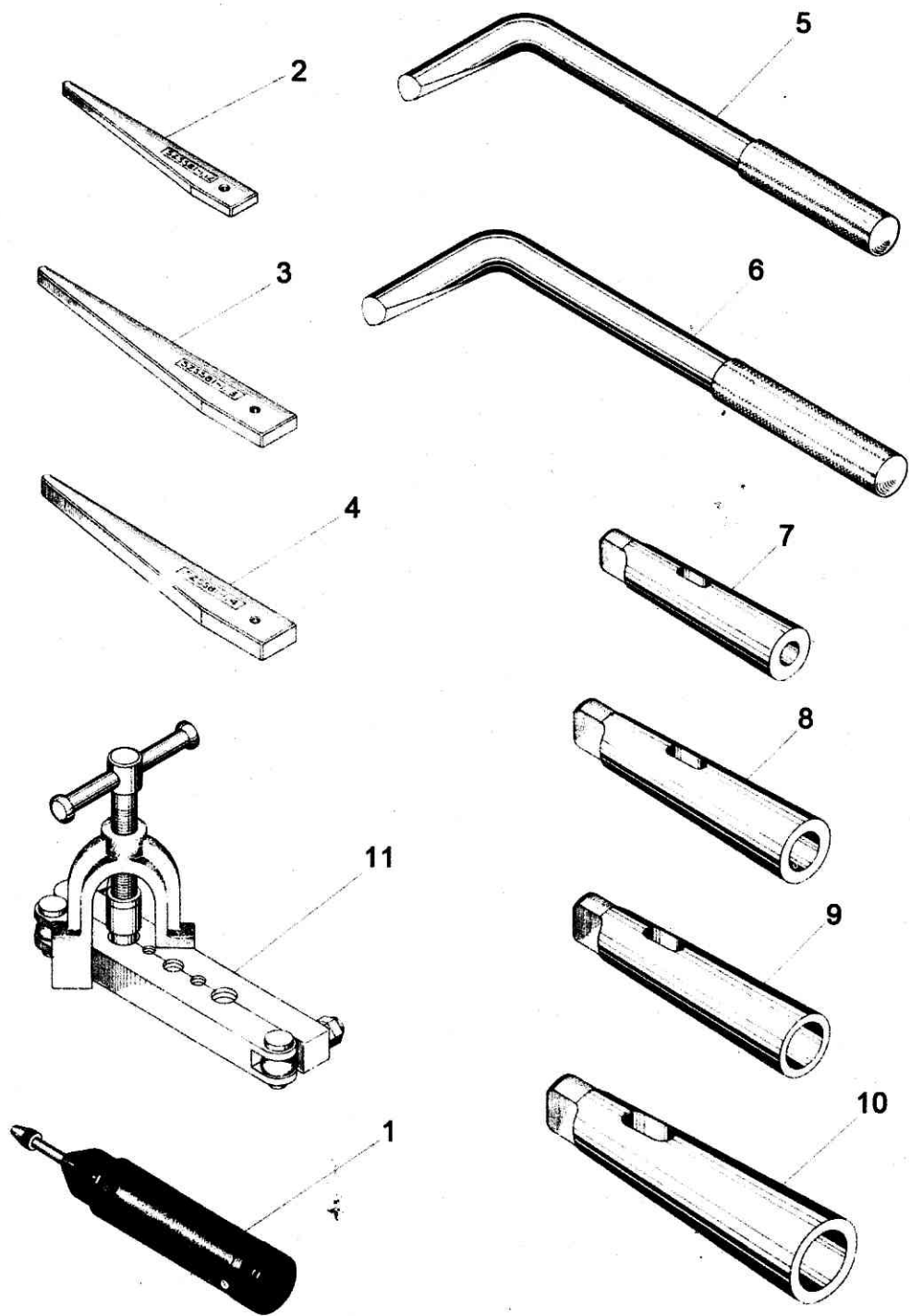


图 10-2 底座、附件及工具  
 FIG 10-2 BASEPLATE, ACCESSORIES AND TOOLS



图上序号 POSITION No	件号 PART No	名称 DESCRIPTION	数量 Q'TY				附注 REMARKS
			Z3040 × 16/1	Z3040 × 16/2	Z3050 × 16/1	Z3050 × 16/2	
1	GB1165-74	机油枪 100 GREASE GUN	1	1	1	1	
2	SZSS81-1	退套楔 1.2 DRIFT	1	1	1	1	
3	SZSS81-1	退套楔 3 DRIFT	1	1	1	1	
4	SZSS81-1	退套楔 4 DRIFT			1	1	
5	SZSS81-2	卸刀搬手 18 TOOL RELEASING SPANNER	1	1			
6	SZSS81-2	卸刀搬手 22 TOOL RELEASING SPANNER			1	1	
7	SZSS82-1	短变径套 3×1 SHORT REDUCING SLEEVE	1	1	1	1	
8	SZSS82-1	短变径套 4×2 SHORT REDUCING SLEEVE	1	1	1	1	
9	SZSS82-1	短变径套 4×3 SHORT REDUCING SLEEVE	1	1	1	1	
10	SZSS82-1	短变径套 5×4 SHORT REDUCING SLEEVE			1	1	
11	SZSS99-1	尼龙管接头压形具 FIXTURE FOR MOULDING THE PLASTIC PIPE JOINT	1	1	1	1	套 SET



## 中捷摇臂钻床厂

CHINA CZECHOSLOVAKIA RADIAL DRILLING MACHINE TOOL WORKS

辽宁省沈阳市大东区珠林路二十五号

邮政编码：110043

电话：024-88712655 88762293

售后服务电话：024-88732003 88727282

售后服务传真：024-88712302

定货传真：024-88711468

E-mail:zy\_sales@smtcl.com

<http://www.smtcl.com>

<http://www.syzjyz.com>

售后服务总裁监督电话：024-25656655